


INDIAN INSTITUTE OF TECHNOLOGY KANPUR



UNAUDITED

ANNUAL ACCOUNTS

FOR THE FINANCIAL YEAR 2015-2016

INDIAN INSTITUTE OF TECHNOLOGY KANPUR

ANNUAL ACCOUNTS FOR THE YEAR ENDED 31ST MARCH 2016

CONTENTS

SR. NO.	PARTICULARS	FROM	TO
1	BALANCE SHEET	1	1
2	INCOME & EXPENDITURE	2	2
3	SCHEDULE 1 TO 22	3	34
4	SIGNIFICANT ACCOUNTING POLICIES (SCHEDULE 23)	35	41
5	NOTES ON ACCOUNTS AND CONTINGENT LIABILITES (SCHEDULE 24)	42	44
6	RECEIPTS & PAYMENTS	45	46
7	BALANCE SHEET - PROVIDENT FUND	47	47
8	RECEIPTS & PAYMENTS - PROVIDENT FUND	48	48
9	BALANCE SHEET - FUND HALL MANAGEMENT	49	49
10	INCOME & EXPENDITURE - FUND HALL MANAGEMENT	50	50
11	RECEIPTS & PAYMENTS - FUND HALL MANAGEMENT	51	51
12	BALANCE SHEET - NEW PENSION SCHEME	52	52
13	RECEIPTS & PAYMENTS - NEW PENSION SCHEME	53	53
14	BALANCE SHEET - POST RETIREMENT MEDICAL SCHEME	54	54
15	INCOME & EXPENDITURE - POST RETIREMENT MEDICAL SCHEME	55	55
16	RECEIPTS & PAYMENTS - POST RETIREMENT MEDICAL SCHEME	56	56
17	BALANCE SHEET - HALL AFFAIRS	57	57
18	INCOME & EXPENDITURE - HALL AFFAIRS	58	58
19	RECEIPTS & PAYMENTS - HALL AFFAIRS	59	59
20	UTILIZATION CERTIFICATES		
	NORMAL PLAN	60	60
	NON - PLAN	61	61

INDIAN INSTITUTE OF TECHNOLOGY KANPUR

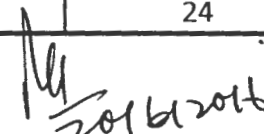
BALANCE SHEET AS AT 31ST MARCH'2016

(Amount-₹)

SOURCES OF FUNDS	SCHEDULE	CURRENT YEAR 31.03.2016	PREVIOUS YEAR 31.03.2015
Corpus/Capital Fund	1	13,356,366,671	15,244,788,417
Designated/Earmarked/Endowment Funds	2	2,490,444,193	2,380,358,900
Secured Loans From Bank - Against Fdrs	-	510,050,000	0
Current Liabilities & Provisions	3	12,374,290,903	11,245,445,851
TOTAL		28,731,151,767	28,870,593,168
APPLICATION OF FUNDS	SCHEDULE	CURRENT YEAR 31.03.2016	PREVIOUS YEAR 31.03.2015
FIXED ASSETS	4		
Tangible Assets		10,946,494,056	12,565,971,623
Intangible Assets		37,566,640	121,572,888
Capital Works-In-Progress		947,448,643	554,532,835
INVESTMENT FROM EARMARKED/ENDOWMENT FUNDS	5		
Long Term		2,435,533,000	2,376,432,769
Short Term		1,083,000,000	2,213,620,019
Investment - Others	6	10,000	10,000
Current Assets	7	1,076,870,185	489,084,478
Loans, Advances & Deposits	8	12,204,229,243	10,549,368,556
TOTAL		28,731,151,767	28,870,593,168
SIGNIFICANT ACCOUNTING POLICIES	23		
CONTINGENT LIABILITIES AND NOTES ON ACCOUNTS	24		

 ASSTT. REGISTRAR (F&A)


DY. REGISTRAR (F&A)


FINANCE OFFICER


DY. DIRECTOR
Acting Director

DIRECTOR

DATED : 19.06.2016

INCOME AND EXPENDITURE ACCOUNT FOR YEAR ENDED 31ST MARCH'2016**(Amount-₹)**

PARTICULARS	SCHEDULE	CURRENT YEAR 31.03.2016	PREVIOUS YEAR 31.03.2015
INCOME			
Academic Receipts	9	943,179,727	1,625,361,770
Grants/Subsidies	10	2,962,980,411	2,222,184,000
Salary & Pension Grant Receivable	-	0	0
Income from Investments	11	174,116,828	149,872,476
Interest earned	12	15,186,734	10,684,451
Other Income	13	597,062,685	866,063,999
Prior Period Income	14	49,530,917	351,076
Deferred Revenue Income	-	3,251,892,279	470,563,095
TOTAL (A)		7,993,949,581	5,345,080,867
EXPENDITURE			
Staff Payments & Benefits (Establishment Expenses)	15	2,534,688,956	2,444,128,046
Academic Expenses	16	1,365,529,132	1,142,652,041
Administration and General Expenses	17	403,966,574	354,538,696
Transportation Expenses	18	5,797,513	6,046,556
Repairs & Maintenance	19	222,061,444	176,658,690
Finance Costs	20	25,274,152	46,285
Depreciation	4	3,352,143,961	470,563,095
Other Expenses	21	35,706,748	33,182,016
Prior Period Expenses	22	1,264,408	235,856
TOTAL (B)		7,946,432,888	4,628,051,281
BALANCE BEING EXCESS OF INCOME OVER EXPENDITURE (A-B)		47,516,693	717,029,586
Utilization Against Advances		0	10,121,332
BALANCE BEING SURPLUS/(DEFICIT) CARRIED TO CAPITAL FUND		47,516,693	706,908,254
SIGNIFICANT ACCOUNTING POLICIES	23		
CONTINGENT LIABILITIES AND NOTES TO ACCOUNTS	24		


ASST. REGISTRAR (F&A)
DATED : 19.06.2016


DY-REGISTRAR (F&A)


FINANCE OFFICER


DY. DIRECTOR
Acting Director

DIRECTOR


INDIAN INSTITUTE OF TECHNOLOGY KANPUR

SCHEDULE - 1 CORPUS/CAPITAL FUND

(Amount-₹)

PARTICULARS	CURRENT YEAR	PREVIOUS YEAR
	31.03.2016	31.03.2015
BALANCE AT THE BEGINNING OF THE YEAR	15,244,788,417	12,961,348,286
Add : Contributions towards Corpus/Capital Fund	0	0
Add : Grants from Government of India and to the extent utilized for capital expenditure	1,481,935,790	710,327,216
Add : Asset Purchased out of Earmarked Funds	389,277,607	405,067,208
Add : Overspent previous year Non Plan Grant (Salary & Pension) Receivable from GOI	40,761,000	0
Less : Provision Against Value of Written off Fixed Assets	61,158,868	72,133,604
Add : Donations Received Against Assets	102,363,491	0
Add : Donated Assets	86,679	5,599
Less : Adjustment during the year	637,311,859	(81,564,845)
Add : Excess of Income over Expenditure transferred from the Income & Expenditure A/c	47,516,693	706,908,254
Less : Transfer to Deferred Revenue Income (Depreciation)	3,251,892,279	470,563,095
TOTAL	13,356,366,671	15,244,788,417
(DEDUCT) DEFICIT TRANSFERRED FROM THE INCOME & EXPENDITURE ACCOUNT	-	0
BALANCE AT THE YEAR END	13,356,366,671	15,244,788,417


ASSTT. REGISTRAR (F&A)


DY. REGISTRAR (F&A)


FINANCE OFFICER

INDIAN INSTITUTE OF TECHNOLOGY KANPUR
ENDOWMENT FUND ACCOUNT

DESIGNATED/EARMARKED/ENDOWMENT FUNDS FOR THE YEAR ENDED 31ST MARCH'2016

SCHEDULE - 2 - DESIGNATED/EARMARKED/ENDOWMENT FUNDS

(Amount ₹)

PARTICULARS	FUND WISE BREAKUP										TOTAL		
	GENERAL FUND	DORA PROMOTIONAL FUND	DONATION FUND	RISK RESERVE FUND	SIDBI FUND	MEDICAL EMERGENCY FUND	CAUTION MONEY FUND	RR FUND	R&D PENSION FUND	DRPG POOL FUND	CURRENT YEAR 31.03.2016	PREVIOUS YEAR 31.03.2015	
A. OPENING/ADDITIONS													
Opening Balance	839,882,817.00	34,133,824.00	1,144,078,809.00	201,770,178.00	123,020,053.00	2,067,825.00	22,795,483.00	2,369,987.00	9,911,773.00	328,151.00	2,380,358,900.00	2,250,825,874.00	
Additions during the year	-	-	41,270,476.00	2,666,488.00	15,000,000.00	-	3,424,000.00	110,361.00	-	64,525.00	62,535,850.00	157,939,650.00	
Income from investment	79,638,559.00	21,344,812.00	95,964,161.00	16,760,850.00	9,841,689.00	171,772.00	1,893,598.00	-	823,361.00	213,448.00	226,652,250.00	212,866,396.00	
Intt. Acc on Investment/Adv	8,350,924.00	2,884,078.00	11,486,451.00	2,006,194.00	348,004.00	20,560.00	226,655.00	-	98,552.00	25,447.00	25,446,865.00	-	
Loan Against FDRs	-	-	-	-	-	-	-	-	-	-	-	-	
Miscellaneous Receipts	-	-	-	-	-	-	-	-	-	-	-	113,897.00	
Refundable Receipts	-	-	-	-	-	-	-	90,919,804.00	-	-	90,919,804.00	10,151,899.00	
Adj. Relating to P.Y.	-	-	1,714,622.00	27,898,826.00	10,892,769.00	-	-	-	-	-	40,506,217.00	1,347,502.00	
Refund Temp. Loan/ Interest	-	-	-	10,000,000.00	-	-	-	24,705,725.00	-	-	34,705,725.00	-	
Interest Recd. In Advance	-	-	-	-	-	-	-	5,294,275.00	-	-	5,294,275.00	-	
TOTAL (A)	927,872,300.00	58,362,714.00	1,294,514,519.00	261,102,536.00	159,102,515.00	2,260,157.00	28,339,736.00	123,400,152.00	10,833,686.00	631,571.00	2,866,419,886.00	2,633,245,218.00	
B. DEDUCTION													
Utilisation/Exp. towards objectives of funds	-	-	-	-	-	-	-	-	-	-	-	-	
Capital Expenditure	601,412.00	1,775,470.00	957,341.00	-	-	-	-	-	-	-	3,334,223.00	-	
Loan & Intt Repayment to Bank	-	-	-	10,000,000.00	-	-	-	24,705,725.00	-	-	34,705,725.00	-	
Temporary Loan	-	-	-	44,750,000.00	-	-	-	-	-	-	44,750,000.00	97,246,646.00	
Revenue Expenditure	51,190,525.00	13,224,429.00	81,686,747.00	-	21,663,864.00	151,405.00	3,381,284.00	91,030,950.00	-	286,500.00	262,615,704.00	155,639,672.00	
Bank Charges	64,055.00	-	-	-	-	-	-	-	-	-	64,055.00	-	
Transfer to Risk Reserve	27,873,495.00	-	-	-	-	-	-	-	-	-	27,873,495.00	-	
Adj. Relating to Previous year	2,632,491.00	-	-	-	-	-	-	-	-	-	2,632,491.00	-	
TOTAL (B)	82,361,978.00	14,999,899.00	82,644,088.00	54,750,000.00	21,663,864.00	151,405.00	3,381,284.00	115,736,675.00	-	286,500.00	375,975,693.00	252,886,318.00	
CLOSING BALANCE(A-B)	845,510,322.00	43,362,815.00	1,211,870,431.00	206,352,536.00	137,438,651.00	2,108,752.00	24,958,452.00	7,663,477.00	10,833,686.00	345,071.00	2,490,444,193.00	2,380,358,900.00	
											REPRESENTED BY		
											Cash And Bank Balances	58,539,289.00	3,926,131.00
											Investments	2,405,033,000.00	2,376,432,769.00
											Investments in Transit	45,000,000.00	-
											Donation in shape of Shairs	500,000.00	-
											Caution Money Receivable	3,424,000.00	-
											Cheques in Transit	1,318,400.00	-
											Interest accrued but not due	25,446,864.00	-
											TOTAL	2,539,261,553.00	2,380,358,900.00
											Less : Current Liabilities	48,817,360.00	-
											TOTAL	2,490,444,193.00	2,380,358,900.00

[Signature]
ASSTT. REGISTRAR (F&A)

[Signature]
DY. REGISTRAR (F&A)

[Signature]
20/03/2016
FINANCE OFFICER

INDIAN INSTITUTE OF TECHNOLOGY KANPUR

SCHEDULE - 2A DESIGNATED/EARMARKED/ENDOWMENT FUNDS

(Amount-₹)

SR. NO.	NAME OF ENDOWMENT FUND	OPENING BALANCE 01.04.2015		ADDITIONS DURING THE YEAR		TOTAL		EXPENDITURE ON THE OBJECT OF FUND DURING THE YEAR		CLOSING BALANCE 31.03.2016		TOTAL
		3. Endowment	4. Accumulated Interest	5. Endowment	6. Interest	7. Endowment (3+5)	8. Accumulated Interest (4+6)	9. Expenditure From Endowment	10. Expenditure From Interest	11. Endowment	12. Accumulated Interest	
1	General Corpus Fund	803,181,823	36,700,994	0	87,989,483	803,181,823	124,690,477	0	82,361,978	803,181,823	42,328,499	845,510,322
2	DORA Promotion Fund	0	34,133,824	0	24,228,890	0	58,362,714	0	14,999,899	0	43,362,815	43,362,815
3	Donations Fund	1,113,802,265	30,276,544	41,270,476	109,165,234	1,155,072,741	139,441,778	26,176,169	56,467,919	1,128,896,572	82,973,859	1,211,870,431
4	Risk Reserve Fund	0	201,770,178	0	59,332,358	0	261,102,536	0	54,750,000	0	206,352,536	206,352,536
5	SIDBI Fund	120,305,659	2,714,394	25,892,769	10,189,693	146,198,428	12,904,087	0	21,663,864	146,198,428	-8,759,777	137,438,651
6	Medical Emergency Fund	1,898,387	169,438	0	192,332	1,898,387	361,770	0	151,405	1,898,387	210,365	2,108,752
7	Caution Money Fund	17,709,886	5,085,597	3,424,000	2,120,253	21,133,886	7,205,850	2,896,000	485,284	18,237,886	6,720,566	24,958,452
8	RR Fund	2,369,987	0	121,030,165	0	123,400,152	0	115,736,675	0	7,663,477	0	7,663,477
9	R&D Pension Fund	8,690,287	1,221,486	0	921,913	8,690,287	2,143,399	0	0	8,690,287	2,143,399	10,833,686
10	DRPG Pool Fund	0	328,151	0	303,420	0	631,571	0	286,500	0	345,071	345,071
	TOTAL	2,067,958,294	312,400,606	191,617,410	294,443,576	2,259,575,704	606,844,182	144,808,844	231,166,849	2,114,766,860	375,677,333	2,490,444,193


ASSTT. REGISTRAR (F&A)


DY. REGISTRAR (F&A)


FINANCE OFFICER

INDIAN INSTITUTE OF TECHNOLOGY KANPUR

SCHEDULE - 3 CURRENT LIABILITIES & PROVISIONS

(Amount-₹)

PARTICULARS	CURRENT YEAR 31.03.2016	PREVIOUS YEAR 31.03.2015
A. CURRENT LIABILITIES		
Deposit from students (Caution Money & Hostel Security)	46,433,496	40,454,096
Sundry Creditors		
For Goods & Services	226,087,927	245,345,243
Others	0	0
Deposit-Others (including EMD, Security Deposit)	28,474,094	24,707,424
Statutory Liabilities (GFP, TDS, WC TAX, CPF, GIS, NPS):		
Overdue	0	0
Others	31,077,738	0
Other Current Liabilities		
Salaries & Wages Payable including for March'16	62,219,737	0
Administrative Expenses	160,048,465	109,825,318
Electricity Charges	8,975,548	0
Receipt against sponsored projects	1,821,956,491	1,390,398,769
Receipt against sponsored fellowships & scholarships	8,010,624	0
Unutilised Grants	0	0
Loan Taken by Institute from Endowment Funds	44,750,000	0
New Pension Scheme	6,246,258	7,010,167
PRM Scheme	0	26,488,232
Caution Money (Others)	808,250	0
Retirement Benefits Payable	13,558,778	0
Fees Received in Advance	54,461,500	0
Other liabilities	84,558,419	0
TOTAL (A)	2,597,667,325	1,844,229,249
B. PROVISIONS		
For Taxation	0	0
Gratuity	256,669,717	332,610,010
Superannuation Pension	9,004,958,369	8,590,443,136
New Pension Scheme	0	2,528,820
Accumulated Leave Encashment	514,995,492	475,634,636
TOTAL (B)	9,776,623,578	9,401,216,602
TOTAL (A+B)	12,374,290,903	11,245,445,851

[Signature]
ASSTT. REGISTRAR (F&A)

[Signature]
DY. REGISTRAR (F&A)

[Signature]
2016/2016
FINANCE OFFICER

INDIAN INSTITUTE OF TECHNOLOGY KANPUR

SCHEDULE - 3 (a) UNUTILISED GRANTS FROM GOVERNMENT OF INDIA

(Amount-₹)

PARTICULARS	CURRENT YEAR 31.03.2016	PREVIOUS YEAR 31.03.2015
PLAN GRANTS: GOVERNMENT OF INDIA		
Balance B/F	-80,300,000	0
Add : Sanctioned during the year	1,975,000,000	2,050,000,000
TOTAL (A)	1,894,700,000	2,050,000,000
Less : Refunds	0	0
Less : Utilized for Revenue Expenditure	578,151,445	375,351,000
Less : Utilized for Capital Expenditure	1,401,635,790	1,754,949,000
TOTAL (B)	1,979,787,235	2,130,300,000
UNUTILIZED CARRIED FORWARD (A-B)	-85,087,235	-80,300,000
NON-PLAN GRANTS: GOVERNMENT OF INDIA		
Balance B/F	-66,719,000	-33,092,000
Add : Sanctioned during the year	1,998,500,000	1,927,184,000
TOTAL (C)	1,931,781,000	1,894,092,000
Less : Refunds	0	0
Less : Utilized for Revenue Expenditure (Net of Internal Income)	2,782,709,018	1,960,811,000
Less : Utilized for Capital Expenditure	0	0
TOTAL (D)	2,782,709,018	1,960,811,000
UNUTILIZED CARRIED FORWARD (C-D)	-850,928,018	-66,719,000

ASSTT. REGISTRAR (F&A)

BY REGISTRAR (F&A)

FINANCE OFFICER

INDIAN INSTITUTE OF TECHNOLOGY KANPUR

SCHEDULE - 4 CONSOLIDATED - FIXED ASSETS

(Amount-₹)

SR. NO.	ASSETS HEADS TANGIBLE ASSETS	GROSS BLOCK					DEPRECIATION				NET BLOCK	
		OPENING BALANCE 01.04.2015	ADJUSTMENTS	ADDITIONS	DEDUCTIONS	CLOSING BALANCE 31.03.2016	OPENING BALANCE 01.04.2015	FOR THE YEAR	DEDUCTIONS/ ADJUSTMENT	TOTAL DEPRECIATION 31.03.2016	AS AT 31.03.2016	AS AT 31.03.2015
1	Land											
	Freehold	900,000		-	-	900,000	-	-	-	-	900,000	900,000
	Lease Hold (IET - Noida)	117,227,164		-	-	117,227,164	-	-	-	-	117,227,164	117,227,164
2	Buildings (On free hold Land)	5,134,576,978		758,238,356	-	5,892,815,334	965,528,941	85,778,158	38,413,876	1,089,720,975	4,803,094,359	4,169,048,037
3	Buildings (Project)	224,631,989		-	-	224,631,989	50,254,945	4,268,008	-	54,522,953	170,109,036	174,377,044
4	Plant Machinery (Central AC)	180,550,631		27,353,659	-	207,904,290	53,384,239	15,360,781	2,617,412	71,362,432	136,541,858	127,166,392
5	Computer/Peripherals Equipment	1,147,691,384	2,388,750	41,028,148	10,838,512	1,180,269,770	437,597,400	437,055,200	27,114,242	901,766,842	278,502,928	710,093,984
6	Lab & Science Equipments	7,376,926,279		263,515,676	37,314,141	7,603,127,814	1,576,867,738	2,211,743,312		3,788,611,050	3,814,516,764	5,800,058,541
7	General (Office) Equipment	810,488,100	3,470,715	389,606,668	8,670,810	1,194,894,673	215,970,617	273,304,875		489,275,492	705,619,181	594,517,483
8	Furniture & Fixtures	200,484,437		49,659,531	4,335,405	245,808,563	47,897,354	47,904,466		95,801,820	150,006,743	152,587,083
9	Lease Line	98,657,007		-	-	98,657,007	98,657,007			98,657,007	-	-
10	Vehicles	9,428,396		-	-	9,428,396	8,766,306	91,731	64,304	8,922,341	506,055	662,090
11	Donated Equipment	8,311,882		34,293	-	8,346,175	6,456,400	500,417		6,956,817	1,389,358	1,855,482
12	Periodical & Journal (Project)	1,187,118,193		150,399,739	-	1,337,517,932	489,438,672	82,783,245	80,895,693	653,117,610	684,400,322	697,679,521
13	Library Books	259,143,265		7,333,412	-	266,476,677	154,016,149	19,753,478	9,026,762	182,796,389	83,680,288	105,127,116
	TOTAL (A)	16,756,135,705	5,859,465	1,687,169,482	61,158,868	18,388,005,784	4,104,835,768	3,178,543,671	158,132,289	7,441,511,728	10,946,494,056	12,651,299,937
14	Capital Work in Progress	554,532,835		947,448,643	554,532,835	947,448,643	-	-	-	-	947,448,643	554,532,835
	TOTAL (B)	554,532,835		947,448,643	554,532,835	947,448,643	-	-	-	-	947,448,643	554,532,835
SR. NO.	ASSETS HEADS INTANGIBLE ASSETS	GROSS BLOCK					DEPRECIATION/AMORTIZATION				NET BLOCK	
		OPENING BALANCE 01.04.2015	ADJUSTMENTS	ADDITIONS	DEDUCTIONS	CLOSING BALANCE 31.03.2016	OPENING BALANCE 01.04.2015	FOR THE YEAR	DEDUCTIONS/ ADJUSTMENT	TOTAL DEPRECIATION 31.03.2016	AS AT 31.03.2016	AS AT 31.03.2015
15	e-Journals	120,493,113		13,772,067	-	134,265,180	85,328,314	14,832,891	-	100,161,205	34,103,975	35,164,799
16	Patents	1,079,775		3,018,000	-	4,097,775	635,110	635,110		635,110	346,2665	1079775
	TOTAL (C)	121,572,888	-	16,790,067	-	138,362,955	85,328,314	15,468,001	-	100,796,315	37,566,640	36,244,574
	GRAND TOTAL (A+B+C)	17,432,241,428	5,859,465	2,651,408,192	615,691,703	19,473,817,382	4,190,164,082	3,194,011,672	158,132,289	7,542,308,043	11,931,509,339	13,242,077,346

[Signature]
ASSTT. REGISTRAR (F&A)

[Signature]
REGISTRAR (F&A)

[Signature]
FINANCE OFFICER

INDIAN INSTITUTE OF TECHNOLOGY KANPUR

SCHEDULE - 4 A PLAN - FIXED ASSETS

(Amount-₹)

SR. NO.	ASSETS HEADS TANGIBLE ASSETS	GROSS BLOCK				DEPRECIATION				NET BLOCK	
		OPENING BALANCE 01.04.2015	ADDITIONS	DEDUCTIONS	CLOSING BALANCE 31.03.2016	OPENING BALANCE 01.04.2015	FOR THE YEAR	DEDUCTIONS/ ADJUSTMENT	TOTAL DEPRECIATION 31.03.2016	AS AT 31.03.2016	AS AT 31.03.2015
1	Land										
	Freehold	900,000	-	-	900,000	-	-	-	-	900,000	900,000
	Lease Hold (IET - Noida)	117,227,164	-	-	117,227,164	-	-	-	-	117,227,164	117,227,164
2	Buildings (On free hold Land)	5,134,347,048	758,238,356	-	5,892,585,404	965,528,941	85,744,992	38,413,876	1,089,687,809	4,802,897,595	4,168,818,107
3	Buildings (Project)	224,631,989	-	-	224,631,989	50,254,945	4,268,008	-	54,522,953	170,109,036	174,377,044
4	Plant Machinery (Central AC)	180,550,631	27,353,659	-	207,904,290	53,384,239	15,360,781	2,617,412	71,362,432	136,541,858	127,166,392
5	Computer/Peripherals	657,499,742	38,771,587	10,838,512	685,432,817	437,597,400	52,841,382	27,114,242	517,553,024	167,879,793	219,902,342
6	Lab & Science Equipments	4,331,177,381	263,515,676	19,509,321	4,575,183,736	1,576,867,738	332,130,195	-	1,908,997,933	2,666,185,803	2,754,309,643
7	General (Office) Equipment	425,004,082	20,510,621	8,670,810	436,843,893	215,970,617	27,242,464	-	243,213,081	193,630,812	209,033,465
8	Furniture & Fixtures	139,568,293	31,015,389	4,335,405	166,248,277	47,897,354	12,445,476	-	60,342,830	105,905,447	91,670,939
9	Lease Line	98,657,007	-	-	98,657,007	98,657,007	-	-	98,657,007	-	-
10	Vehicles	9,428,396	-	-	9,428,396	8,766,306	91,731	64,304	8,922,341	506,055	662,090
11	Donated Equipment	8,311,882	34,293	-	8,346,175	6,456,400	500,417	-	6,956,817	1,389,358	1,855,482
12	Periodical & Journal (Project)	1,187,118,193	150,399,739	-	1,337,517,932	489,438,672	82,783,245	80,895,693	653,117,610	684,400,322	697,679,521
13	Library Books	243,747,578	6,361,102	-	250,108,680	154,016,149	12,208,542	9,026,762	175,251,453	74,857,227	89,731,429
	TOTAL (A)	12,758,169,386	1,296,200,422	43,354,048	14,011,015,760	4,104,835,768	625,617,233	158,132,289	4,888,585,290	9,122,430,470	8,653,333,618
14	Capital Work in Progress	554,532,835	947,448,643	554,532,835	947,448,643	-	-	-	-	947,448,643	554,532,835
	TOTAL (B)	554,532,835	947,448,643	554,532,835	947,448,643	-	-	-	-	947,448,643	554,532,835
SR. NO.	ASSETS HEADS INTANGIBLE ASSETS	GROSS BLOCK				DEPRECIATION/AMORTIZATION				NET BLOCK	
		OPENING BALANCE 01.04.2015	ADDITIONS	DEDUCTIONS	CLOSING BALANCE 31.03.2016	OPENING BALANCE 01.04.2015	FOR THE YEAR	DEDUCTIONS/ ADJUSTMENT	TOTAL DEPRECIATION 31.03.2016	AS AT 31.03.2016	AS AT 31.03.2015
15	e-Journals	115,298,482	13,772,067	-	129,070,549	85,328,314	10,074,368	-	95,402,682	33,667,867	29,970,168
16	Patents										
	TOTAL (C)	115,298,482	13,772,067	-	129,070,549	85,328,314	10,074,368	-	95,402,682	33,667,867	29,970,168
	GRAND TOTAL (A+B+C)	13,428,000,703	2,257,421,132	597,886,883	15,087,534,952	4,190,164,082	635,691,601	158,132,289	4,983,987,972	10,103,546,980	9,237,836,621

ASSTT. REGISTRAR (F&A)

DE REGISTRAR (F&A)

FINANCE OFFICER

INDIAN INSTITUTE OF TECHNOLOGY KANPUR

SCHEDULE - 4 B NON PLAN - FIXED ASSETS

(Amount-₹)


SR. NO.	ASSETS HEADS TANGIBLE ASSETS	GROSS BLOCK					DEPRECIATION				NET BLOCK	
		OPENING BALANCE 01.04.2015	ADJUSTMENT	ADDITIONS	DEDUCTIONS	CLOSING BALANCE 31.03.2016	OPENING BALANCE 01.04.2015	FOR THE YEAR	DEDUCTIONS	TOTAL DEPRECIATION 31.03.2016	AS AT 31.03.2016	AS AT 31.03.2015
1	Computer/Peripherals	8,784,802	2,388,750	909,306		12,082,858	-	9,549,965		9,549,965	2,532,893	8,784,802
2	General (Office) Equipment	109,615,226	3,470,715	3,429,227		116,515,168	-	86,979,733		86,979,733	29,535,435	109,615,226
3	Furniture & Fixtures	7,736,507		370,919		8,107,426	-	3,721,984		3,721,984	4,385,442	7,736,507
	TOTAL (A)	126,136,535	5,859,465	4,709,452	-	136,705,452	-	100,251,682	-	100,251,682	36,453,770	126,136,535
4	Capital Work in Progress					-	-	-	-	-	-	-
	TOTAL (B)	-	-	-	-	-	-	-	-	-	-	-

SR. NO.	ASSETS HEADS INTANGIBLE ASSETS	GROSS BLOCK					DEPRECIATION/AMORTIZATION				NET BLOCK	
		OPENING BALANCE 01.04.2015	ADJUSTMENT	ADDITIONS	DEDUCTIONS	CLOSING BALANCE 31.03.2016	OPENING BALANCE 01.04.2015	FOR THE YEAR	DEDUCTIONS	TOTAL DEPRECIATION 31.03.2016	AS AT 31.03.2016	AS AT 31.03.2015
5	Computer Software											
6	e-Journals											
7	Patents											
	TOTAL (C)											

GRAND TOTAL (A+B+C)		126,136,535	5,859,465	4,709,452	-	136,705,452	-	100,251,682	-	100,251,682	36,453,770	126,136,535
----------------------------	--	--------------------	------------------	------------------	----------	--------------------	----------	--------------------	----------	--------------------	-------------------	--------------------


ASSTT. REGISTRAR (F&A)


D.F. REGISTRAR (F&A)


FINANCE OFFICER

INDIAN INSTITUTE OF TECHNOLOGY KANPUR

SCHEDULE - 4 C - INTANGIBLE ASSETS

(Amount-₹)

SR. NO.	ASSET HEAD	GROSS BLOCK				DEPRECIATION/AMORTIZATION				NET BLOCK	
		OPENING BALANCE 01.04.2015	ADDITIONS	DEDUCTION	CLOSING BALANCE 31.03.2016	OPENING BALANCE 01.04.2015	FOR THE YEAR	DEDU-/ADJ.	TOTAL DEPRECIATION 31.03.2016	AS AT 31.03.2016	AS AT 31.03.2015
1	e-Journals	120,493,113	13,772,067	-	134,265,180	85,328,314	14,832,891	-	100,161,205	34,103,975	35,164,799
2	Patents	1,079,775	3,018,000	-	4,097,775	-	635,110	-	635,110	346,266	1,079,775
	TOTAL	121,572,888	16,790,067	-	138,362,955	85,328,314	15,468,001	-	100,796,315	37,566,640	36,244,574


ASSTT. REGISTRAR (F&A)


DY. REGISTRAR (F&A)


FINANCE OFFICER

INDIAN INSTITUTE OF TECHNOLOGY KANPUR


SCHEDULE - 4 C (i) - PATENTS AND COPYRIGHTS

(Amount-₹)

PARTICULARS	OPENING BALANCE 01.04.2015	ADDITIONS DURING THE YEAR	GROSS	AMORTIZATION	NET BLOCK 31.03.2016	NET BLOCK 31.03.2015
PATENTS GRANTED						
Balance as on 01.04.2015	1,079,775	3,018,000	4,097,775	635,110	3,462,665	1,079,775
TOTAL (A)	1,079,775	3,018,000	4,097,775	635,110	3,462,665	1,079,775
PARTICULARS	OPENING BALANCE 01.04.2015	ADDITIONS DURING THE YEAR	GROSS	AMORTIZATION	NET BLOCK 31.03.2016	NET BLOCK 31.03.2015
Patents Pending in respect of patents applied for	0	0	0	0	0	0
TOTAL (B)	0	0	0	0	0	0
GRAND TOTAL (A+B)	1,079,775	3,018,000	4,097,775	635,110	3,462,665	1,079,775


 ASSTT. REGISTRAR (F&A)


 DY. REGISTRAR (F&A)


 FINANCE OFFICER

INDIAN INSTITUTE OF TECHNOLOGY KANPUR

SCHEDULE - 4 D - EARMARKED FIXED ASSETS (ACCOUNT - II)

(Amount-₹)

SR. NO.	ASSETS HEADS TANGIBLE ASSETS	GROSS BLOCK				DEPRECIATION				NET BLOCK	
		OPENING BALANCE 01.04.2015	ADDITIONS	DED.	CLOSING BALANCE 31.03.2016	OPENING BALANCE 01.04.2015	FOR THE YEAR	DED./ADJ.	TOTAL DEPRECIATION 31.03.2016	AS AT 31.03.2016	AS AT 31.03.2015
1	Buildings (On free hold Land)	229,930			229,930		33,166		33,166	196,764	229,930
2	Computer/Peripherals Equip.	481,406,840	1,347,255		482,754,095		374,663,853		374,663,853	108,090,242	481,406,840
3	Lab & Science Equipments	3,045,748,898		17,804,820	3,027,944,078		1,879,613,117		1,879,613,117	1,148,330,961	3,045,748,898
4	General (Office) Equipment	275,868,792	365,666,820		641,535,612		159,082,678		159,082,678	482,452,934	275,868,792
5	Furniture & Fixtures	53,179,637	18,273,223		71,452,860		31,737,006		31,737,006	39,715,854	53,179,637
6	Library Books	15,395,687	972,310	-	16,367,997		7,544,936		7,544,936	8,823,061	15,395,687
	TOTAL (A)	3,871,829,784	386,259,608	17,804,820	4,240,284,572	-	2,452,674,756	-	2,452,674,756	1,787,609,816	3,871,829,784
7	Capital Work in Progress										
	TOTAL (B)	-	-	-	-	-	-	-	-	-	-
SR. NO.	ASSETS HEADS INTANGIBLE ASSETS	GROSS BLOCK				DEPRECIATION/AMORTIZATION				NET BLOCK	
		OPENING BALANCE 01.04.2015	ADDITIONS	DEDUCTIONS	CLOSING BALANCE 31.03.2016	OPENING BALANCE 01.04.2015	FOR THE YEAR	DED./ADJ.	TOTAL DEPRECIATION 31.03.2016	AS AT 31.03.2016	AS AT 31.03.2015
8	e-Journals	5,194,631	-		5,194,631		4,758,523		4,758,523	436,108	5,194,631
9	Patents	1,079,775	3,018,000		4,097,775		635,110		635,110	3,462,665	1,079,775
	TOTAL (C)	6,274,406	3,018,000	-	9,292,406	-	5,393,633	-	5,393,633	3,898,773	6,274,406
GRAND TOTAL (A+B+C)		3,878,104,190	389,277,608	17,804,820	4,249,576,978	-	2,458,068,389	-	2,458,068,389	1,791,508,589	3,878,104,190

[Signature]
ASSTT. REGISTRAR (F&A)

[Signature]
DY. REGISTRAR (F&A)

[Signature]
2016/2016
FINANCE OFFICER

INDIAN INSTITUTE OF TECHNOLOGY KANPUR

SCHEDULE - 5 INVESTMENTS FROM EARMARKED/ENDOWMENT FUNDS

(Amount-₹)

SR. NO.	PARTICULARS	CURRENT YEAR	PREVIOUS YEAR
		31.03.2016	31.03.2015
1	In Central Government Securities	0	0
2	In State Government Securities	0	0
3	Other approved Securities	0	0
4	Shares	500,000	0
5	Debentures and Bonds	437,755,000	347,750,000
6	Term Deposits with Banks	2,722,778,000	3,951,802,788
7	Non Banking Financial Companies	357,500,000	290,500,000
	TOTAL	3,518,533,000	4,590,052,788

SCHEDULE - 5 (A) INVESTMENTS FROM EARMARKED/ENDOWMENT FUNDS (FUND WISE)

(Amount-₹)

SR. NO.	FUNDS	CURRENT YEAR	PREVIOUS YEAR
		31.03.2016	31.03.2015
1	Endowment Fund Investments	2,405,533,000	2,376,432,769
2	Investment of Account - II (Project Funds)	1,113,000,000	2,213,620,019
	TOTAL	3,518,533,000	4,590,052,788


 ASSTT. REGISTRAR (F&A)


 DY-REGISTRAR (F&A)


 FINANCE OFFICER

INDIAN INSTITUTE OF TECHNOLOGY KANPUR


SCHEDULE - 6 INVESTMENTS - OTHERS

(Amount-₹)

PARTICULARS	CURRENT YEAR	PREVIOUS YEAR
	31.03.2016	31.03.2015
In Central Government Securities	0	0
In State Government Securities	0	0
Other Approved Securities	0	0
Shares	10,000	10,000
Debentures and Bonds	0	0
Others (to be specified)	0	0
TOTAL	10,000	10,000


ASSTT. REGISTRAR (F&A)


DY. REGISTRAR (F&A)


FINANCE OFFICER

INDIAN INSTITUTE OF TECHNOLOGY KANPUR


SCHEDULE - 7 - CURRENT ASSETS

(Amount-₹)

PARTICULARS	CURRENT YEAR 31.03.2016	PREVIOUS YEAR 31.03.2015
1. STOCK:		
Building Materials	4,006,367	5,656,722
Petrol and Oil	448,990	480,146
Stationery	458,799	0
Medicines	1,821,190	0
2. SUNDRY DEBTORS:		
Debts Outstanding for a period exceeding six months	0	0
Others	48,156,758	0
3. CASH AND BANK BALANCES:		
Cash in Hand	193,430	500,000
WITH SCHEDULED BANKS:		
- In Current Accounts	265,688,151	
- In term deposit Accounts	354,333,301	482,447,610
- In Savings Accounts	392,931,173	
- Cheques in Hand	8,832,026	
WITH NON-SCHEDULED BANKS:		
- In term deposit Accounts	0	0
- In Savings Accounts	0	0
4. POST OFFICE-SAVING ACCOUNTS:	0	0
TOTAL	1,076,870,185	489,084,478

 ASSTT. REGISTRAR (F&A)
20/03/2016


 BY. REGISTRAR (F&A)


 FINANCE OFFICER
20/03/2016

INDIAN INSTITUTE OF TECHNOLOGY KANPUR

ANNEXURE - 'A'

(Amount-₹)

PARTICULARS	ACCOUNT NO.	CURRENT YEAR 31.03.2016
BALANCE IN SAVING BANK ACCOUNTS		
AXIS BANK	913010053856434	423,918
CANARA BANK	2178101020016	1,611,099
ICICI BANK	104601000838	269,703
STATE BANK OF INDIA - ACCOUNT - II	10426002126	174,587,164
STATE BANK OF INDIA - CAMPUS SCHOOL	10426004860	171,225
STATE BANK OF INDIA - DCF	10426004791	12,880,972
STATE BANK OF INDIA - GATE	33252014909	18,459,433
STATE BANK OF INDIA - JAM	33252021428	2,119,067
STATE BANK OF INDIA - JEE	10426004666	751,048
STATE BANK OF INDIA - NON PLAN - IWD	30632766814	758,232
STATE BANK OF INDIA - PENSION A/C	10426004576	48,634,959
STATE BANK OF INDIA - R&D	10426004611	42,509,650
STATE BANK OF INDIA - STUDENT GYMKHANA	10426002240	1,321,773
STATE BANK OF INDIA - VH	10426004893	10,946,844
UNION BANK OF INDIA	537202010000050	5,322,228
UNION BANK OF INDIA - ACCOUNT - II	537201010019001	17,876,495
UNION BANK OF INDIA - GATE	537202010000058	52,020,143
UNION BANK OF INDIA HALL	537202010000199	2,252,500
UNION BANK OF INDIA - JEE	537202010000102	14,720
CURRENT ACCOUNTS		
STATE BANK OF INDIA - PLAN - IWD	34848714419	117,167,684
STATE BANK OF INDIA - IWD	35061669618	10,000
STATE BANK OF INDIA - ENDOWMENT	10426004735	58,539,289
SBI NET BANKING	31250582809	274,637
STATE BANK OF INDIA	10426002137	27,088,548
STATE BANK OF INDIA	34848723343	58,105,655
STATE BANK OF INDIA - ATM	31250582809	3,390
STATE BANK OF INDIA - NOIDA	35379050268	2,500,000
UNION BANK OF INDIA	537201010035197	1,998,948
TOTAL		658,619,324

[Signature]
ASSTT. REGISTRAR (F&A)

[Signature]
DY. REGISTRAR (F&A)

[Signature]
201612016
FINANCE OFFICER

INDIAN INSTITUTE OF TECHNOLOGY KANPUR

SCHEDULE - 8 - LOANS, ADVANCES & DEPOSITS

(Amount-₹)

PARTICULARS	CURRENT YEAR 31.03.2016	PREVIOUS YEAR 31.03.2015
ADVANCES TO EMPLOYEES: (NON-INTEREST BEARING)		
Miscellaneous Advances to Staff	1,432,978	0
Festival	104,775	198,825
Medical Advance	6,042,071	1,836,000
TA/LTC	5,530,101	4,091,066
International Conference	0	3,335,300
Convocation Expenses/Research Grant	891,200	0
Legal Expenses	100,000	120,000
Departmental Expenses	12,957,466	3,066,620
Student Support Services	0	384,500
Contingency	4,753,298	340,000
Vehicle Maintenance	518,328	150,000
Counselling Services / Training	4,007,100	53,500
Insurance	10,214	10,214
IIT Meet	300,750	12,600
Others	1,692,800	1,800
LONG TERM ADVANCES TO EMPLOYEES (INTEREST BEARING)		
Vehicle loan	3,933,867	3,936,799
Home loan	12,014,253	12,461,673
PC Loan	1,280,975	968,762
ADVANCES AND OTHER AMOUNTS RECOVERABLE IN CASH OR IN KIND OR FOR VALUE TO BE RECEIVED		
On Capital Account	322,906,408	737,808,707
to Suppliers	776,623	12,143,082
Loan to SIDBI Incubatees/Others	9,655,941	9,655,941
PREPAID EXPENSES		
Insurance	124,894	0
Pre Paid Expenses	4,561,622	0
Lease Rent Advance to IET NOIDA	23,146,512	23,432,272

Handwritten signature

Handwritten signature

Handwritten signature

Handwritten signature
2016/2016

INDIAN INSTITUTE OF TECHNOLOGY KANPUR

SCHEDULE - 8 - LOANS, ADVANCES & DEPOSITS (Contd...)

(Amount-₹)

PARTICULARS	CURRENT YEAR 31.03.2016	PREVIOUS YEAR 31.03.2015
DEPOSITS		
Telephone	0	5,000
Others	18,000	18,000
Electricity	9,774,275	9,774,275
Bank Guarantee/ TDR Kept as Security	2,100,000	200,000
Indian Oil Limited	2,072,000	2,072,000
Pension Corpus	8,690,287	8,690,287
Caution Money Deposit	3,650,000	3,650,000
INCOME ACCRUED		
On Investments from Earmarked/Endowment Funds	25,446,864	0
On Investments-Others	7,556,117	0
On Loans and Advances (Staff)	18,224,902	18,529,862
Other (includes income due unrealized)	5,115,237	0
Electricity Charges Due from Halls	10,743,739	0
OTHER - CURRENT ASSETS		
Debit balances in Sponsored projects	478,406,100	294,312,772
Debit balances in Sponsored Fellowships & Scholarships	0	0
Grants Receivable (Against Retirement Benefits)	9,776,623,578	9,398,108,699
Grants Receivable from MHRD	706,000,000	0
Grant Receivable against Salary and Pension	427,089,966	0
Grant Receivable against Plan Expenditure	85,087,235	
Donation Receivable Against Rajeev Motwani Building	79,600,000	0
Advance to Bank For Fdrs	75,000,000	0
Advance for Repayment of Interest	5,294,275	0
Advance to Bank For Payment of March'16 Salary	59,084,984	0
Claims Receivable - Income Tax/ Tds Receivable	1,909,508	0
TOTAL	12,204,229,243	10,549,368,556

[Signature]
ASSTT. REGISTRAR (F&A)

[Signature]
DY-REGISTRAR (F&A)

[Signature]
FINANCE OFFICER

INDIAN INSTITUTE OF TECHNOLOGY KANPUR

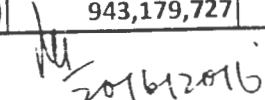
SCHEDULE - 9 - ACADEMIC RECEIPTS

(Amount-₹)

PARTICULARS	CURRENT YEAR 31.03.2016	PREVIOUS YEAR 31.03.2015
FEES FROM STUDENTS		
ACADEMIC		
Tuition fee	169,163,000	
Admission fee	261,000	
Laboratory fee	3,742,200	
Registration fee	3,742,200	
TOTAL (A)	176,908,400	169,893,000
EXAMINATIONS		
Admission test fee	8,432,510	
Annual Examination fee	4,298,077	
Mark sheet, certificate fee	4,980,525	
Entrance examination fee	686,720,131	
TOTAL (B)	704,431,243	1,377,508,200
OTHER FEES		
Identity card fee	15,150	
Final/Miscellaneous fee	5,112,829	
Medical fee	797,700	
Hostel fee	35,322,643	
TOTAL (C)	41,248,322	51,656,957
SALE OF PUBLICATIONS		
Sale of Admission forms	20,044,165	
Sale of syllabus and Question Paper, etc.	547,597	
Sale of prospectus including admission forms	0	
TOTAL (D)	20,591,762	26,303,613
OTHER ACADEMIC RECEIPTS		
Registration fee for workshops, programmes	0	0
Registration Fees (Academic Staff College)	0	0
TOTAL (E)	0	0
GRAND TOTAL (A+B+C+D+E)	943,179,727	1,625,361,770

 ASSTT. REGISTRAR (F&A)

 REGISTRAR (F&A)

 FINANCE OFFICER

INDIAN INSTITUTE OF TECHNOLOGY KANPUR


SCHEDULE - 10 - GRANTS/SUBSIDIES (IRREVOCABLE GRANTS RECEIVED)

(Amount-₹)

PARTICULARS	PLAN			TOTAL PLAN	NON PLAN MHRD (Excluding non salary)	CURRENT YEAR 31.03.2016	PREVIOUS YEAR 31.03.2015
	GOVT. OF INDIA	UGC					
		PLAN	SPECIFIC SCHEMES				
BALANCE BROUGHT FORWARD	-80,300,000			-80,300,000	-40,761,000	-121,061,000	0
Add : Sanctioned during the year	1,975,000,000	0	0	1,975,000,000	1,998,500,000	3,973,500,000	3,977,184,000
TOTAL	1,894,700,000	0	0	1,894,700,000	1,957,739,000	3,852,439,000	3,977,184,000
Less: Refund to UGC	0	0	0	0	0	0	0
Balance	1,894,700,000	0	0	1,894,700,000	1,957,739,000	3,852,439,000	3,977,184,000
Less : Utilised for Capital expenditure (A)	1,401,635,790	0	0	1,401,635,790	0	1,401,635,790	
Balance	493,064,210	0	0	493,064,210	1,957,739,000	2,450,803,210	3,977,184,000
Less : utilised for Revenue Expenditure (B)	578,151,445	0	0	578,151,445	2,384,828,966	2,962,980,411	3,977,184,000
Balance C/F (C)	-85,087,235	0	0	-85,087,235	-427,089,966	-512,177,201	0


ASSTT. REGISTRAR (F&A)


BY REGISTRAR (F&A)


2016/2016
FINANCE OFFICER

INDIAN INSTITUTE OF TECHNOLOGY KANPUR


SCHEDULE - 11 - INCOME FROM INVESTMENTS

(Amount-₹)

PARTICULARS	EARMARKED/ENDOWMENT FUNDS		OTHER INVESTMENTS	
	CURRENT YEAR 31.03.2016	PREVIOUS YEAR 31.03.2015	CURRENT YEAR 31.03.2016	PREVIOUS YEAR 31.03.2015
INTEREST				
On Government Securities	0	0	0	0
Other Bonds/Debentures	28,140,778	0	0	0
Interest on Term Deposits	191,529,113	204,717,038	174,116,828	149,872,476
Income accrued but not due on Term Deposits/Interest bearing advances to employees	25,446,864	0	0	0
Interest on Savings Bank Accounts	6,982,360	8,149,358	0	0
Others (Specify)	0	0	0	0
TOTAL	252,099,115	212,866,396	174,116,828	149,872,476
TRANSFERRED TO EARMARKED/ENDOWMENT FUNDS	252,099,115	212,866,396		
BALANCE	0	0		


ASSTT. REGISTRAR (F&A)


DY. REGISTRAR (F&A)


2016/2016
FINANCE OFFICER

INDIAN INSTITUTE OF TECHNOLOGY KANPUR


SCHEDULE - 12 - INTEREST EARNED

(Amount-₹)

PARTICULARS	CURRENT YEAR	PREVIOUS YEAR
	31.03.2016	31.03.2015
On Savings Accounts with scheduled banks	7,020,222	8,149,358
ON LOANS		
Employees/Staff	1,408,608	965,000
Others	0	0
On Debtors and Other Receivables - Mobilization Advance	6,757,904	1,570,093
TOTAL	15,186,734	10,684,451


ASSTT. REGISTRAR (F&A)


BY-REGISTRAR (F&A)


FINANCE OFFICER

INDIAN INSTITUTE OF TECHNOLOGY KANPUR

SCHEDULE - 13 - OTHER INCOME

(Amount-₹)

PARTICULARS	CURRENT YEAR 31.03.2016	PREVIOUS YEAR 31.03.2015
INCOME FROM LAND & BUILDINGS		
Hostel Room Rent	27,631,836	17,904,936
License fee	3,080,349	1,924,443
Hire Charges of Auditorium/Play ground/Convention Centre, etc	17,250	744,144
Electricity AND Telephone Charges Recovered	47,612,847	33,623,638
House Rent & Water charges recovered	11,612,365	10,345,502
TOTAL	89,954,647	64,542,663
SALE OF INSTITUTE'S PUBLICATIONS		
	0	0
TOTAL	0	0
OTHERS		
RTI fee	3,614	3,890
Misc. receipts (Sale of tender form, waste paper, etc.)	13,002,913	4,356,679
PROFIT ON SALE/DISPOSAL OF ASSETS		
a) Owned assets	6,138,556	4,667,775
a) Assets received free of cost	0	0
Consultancy Fees	49,905,221	60,861,185
Sale of Petrol & Oil	34,772,370	33,349,531
Retirement Benefit Receivable from GOI	378,514,879	637,905,348
Other Miscellaneous Income	24,770,485	60,376,928
TOTAL	507,108,038	801,521,336
GRAND TOTAL	597,062,685	866,063,999

[Signature]
ASSTT. REGISTRAR (F&A)

[Signature]
DY. REGISTRAR (F&A)

[Signature]
FINANCE OFFICER

INDIAN INSTITUTE OF TECHNOLOGY KANPUR

SCHEDULE - 14 - PRIOR PERIOD INCOME

(Amount-₹)

PARTICULARS	CURRENT YEAR	PREVIOUS YEAR
	31.03.2016	31.03.2015
Academic Receipts	1,793,066	0
Other Income	27,522,427	351,076
Excess Provision Written Back	20,215,424	0
TOTAL	49,530,917	351,076


ASST. REGISTRAR (F&A)


DY. REGISTRAR (F&A)


FINANCE OFFICER

INDIAN INSTITUTE OF TECHNOLOGY KANPUR

SCHEDULE - 15 - STAFF PAYMENTS & BENEFITS (ESTABLISHMENT EXPENSES)

- These shall be classified separately for teaching and non-teaching staff, adhoc staff. O Arrears of DA, Salary arrears due to increment shall be shown separately

(Amount-₹)

PARTICULARS	CURRENT YEAR - 31.03.2016			PREVIOUS YEAR - 31.03.2015		
	PLAN	NON PLAN	TOTAL	PLAN	NON PLAN	TOTAL
Salaries and Wages	0	1,176,163,325	1,176,163,325	0	1,081,466,933	1,081,466,933
Allowances and Bonus	0	83,428,267	83,428,267	0	17,985,151	17,985,151
Contribution to Provident Fund	0	685,898	685,898	0	0	0
Contribution to Other Funds	0	0	0	0	0	0
Staff Welfare Expenses	0	283,735	283,735	0	0	0
Retirement and Terminal Benefits	0	1,138,863,165	1,138,863,165	0	1,171,039,918	1,171,039,918
LTC facility	0	12,237,827	12,237,827	0	42,398,464	42,398,464
Medical Facility	0	29,364,011	29,364,011	0	34,334,811	34,334,811
Children Education Allowance	0	7,654,991	7,654,991	0	5,779,215	5,779,215
Honorarium & Fellowship	0	65,853,825	65,853,825	0	69,289,733	69,289,733
TA for National & International Conference	0	20,153,912	20,153,912	0	21,833,821	21,833,821
TOTAL	0	2,534,688,956	2,534,688,956	0	2,444,128,046	2,444,128,046


ASSTT. REGISTRAR (F&A)


DY. REGISTRAR (F&A)


FINANCE OFFICER

INDIAN INSTITUTE OF TECHNOLOGY KANPUR


SCHEDULE - 15 A - EMPLOYEES RETIREMENT AND TERMINAL BENEFITS

(Amount-₹)

PARTICULARS	PENSION	GRATUITY	LEAVE ENCASHMENT	TOTAL
Opening Balance as on 01.04.2015	8,554,579,860	332,610,010	475,634,636	9,362,824,506
Addition : Capitalized value of Contributions Received from other Organizations	0	0	4,086,959	4,086,959
TOTAL (A)	8,554,579,860	332,610,010	479,721,595	9,366,911,465
Less : Actual Payment during the year (b)	578,676,533	55,724,869	38,852,451	673,253,853
BALANCE AVAILABLE ON 31.03.2016 (A-B)	7,975,903,327	276,885,141	440,869,144	8,693,657,612
Provision required on 31.03.16 as per Actuarial Valuation (d)	9,004,958,369	256,669,717	514,995,492	9,776,623,578
A. Provision to be made in the Current Year (d-c)	1,029,055,042	-20,215,424	74,126,348	1,082,965,966
B. Contribution to New Pension Scheme	35,681,775	0	0	35,681,775
C. Medical Reimbursement to Retired Employees	0	0	0	0
D. Travel to Hometown on Retirement	0	0	0	0
E. Deposit Linked Insurance Payment	0	0	0	0
TOTAL (A+B+C+D+E)	1,064,736,817	-20,215,424	74,126,348	1,118,647,741


ASSTT. REGISTRAR (F&A)
20/04/16


DY. REGISTRAR (F&A)



FINANCE OFFICER
20/04/2016

INDIAN INSTITUTE OF TECHNOLOGY KANPUR

SCHEDULE - 16 - ACADEMIC EXPENSES

(Amount-₹)

PARTICULARS	CURRENT YEAR - 31.03.2016			PREVIOUS YEAR - 31.03.2015		
	PLAN	NON PLAN	TOTAL	PLAN	NON PLAN	TOTAL
Laboratory expenses	0	53,417,022	53,417,022	0	68,478,938	68,478,938
Field work/Participation in Conferences	0	23,524,143	23,524,143	0	1,680,820	1,680,820
Expenses on Seminars/Workshops	0	1,578,463	1,578,463	0	3,768,839	3,768,839
Payment to visiting faculty (Thesis)	0	11,830,951	11,830,951	0	0	0
Examination	0	681,262,451	681,262,451	0	505,697,911	505,697,911
Student Welfare expenses	0	10,075,968	10,075,968	0	202,176,556	202,176,556
Admission expenses	0	321,986	321,986	0	0	0
Convocation expenses	0	2,604,624	2,604,624	0	2,507,586	2,507,586
Publications	0	0	0	0	0	0
Stipend/means-cum-merit scholarship	0	578,151,445	578,151,445	0	353,995,176	353,995,176
Subscription Expenses	0	0	0	0	0	0
Compulsory Physical Activity (CPA)	0	2,762,079	2,762,079	0	4,346,215	4,346,215
	0					
TOTAL	0	1,365,529,132	1,365,529,132	0	1,142,652,041	1,142,652,041


ASSTT. REGISTRAR (F&A)


DY. REGISTRAR (F&A)


FINANCE OFFICER

INDIAN INSTITUTE OF TECHNOLOGY KANPUR


SCHEDULE - 17 - ADMINISTRATIVE AND GENERAL EXPENSES

(Amount-₹)

PARTICULARS	CURRENT YEAR - 31.03.2016			PREVIOUS YEAR - 31.03.2015		
	PLAN	NON PLAN	TOTAL	PLAN	NON PLAN	TOTAL
INFRASTRUCTURE						
Electricity and power	0	385,603,827	385,603,827	0	332,521,381	332,521,381
Water charges	0	0	0	0	0	0
Insurance	0	398,775	398,775	0	1,408,070	1,408,070
Rent, Rates and Taxes (including property tax)	0	0	0	0	0	0
COMMUNICATION						
Postage and Stationery	0	508,454	508,454	0	760,943	760,943
Telephone, Fax and Internet Charges	0	1,168,636	1,168,636	0	1,989,460	1,989,460
OTHERS						
Printing and Stationery (consumption)	0	2,148,246	2,148,246	0	3,203,468	3,203,468
Travelling and Conveyance Expenses	0	159,250	159,250	0	0	0
Hospitality	0	5,023,881	5,023,881	0	5,059,666	5,059,666
Auditors Remuneration	0	3,830,380	3,830,380	0	0	0
Legal & Professional Charges	0	583,693	583,693	0	430,649	430,649
Advertisement and Publicity	0	2,112,710	2,112,710	0	5,900,821	5,900,821
Magazines & Journals	0	22,364	22,364	0	0	0
Miscellaneous Expenses	0	942,534	942,534	0	3,264,238	3,264,238
Meeting Expenses	0	1,463,824	1,463,824	0	0	0
TOTAL	0	403,966,574	403,966,574	0	354,538,696	354,538,696


ASSTT. REGISTRAR (F&A)


DY. REGISTRAR (F&A)


2016/2016
FINANCE OFFICER

INDIAN INSTITUTE OF TECHNOLOGY KANPUR

SCHEDULE - 18 - TRANSPORTATION EXPENSES

(Amount-₹)

PARTICULATRS	CURRENT YEAR - 31.03.2016			PREVIOUS YEAR - 31.03.2015		
	PLAN	NON PLAN	TOTAL	PLAN	NON PLAN	TOTAL
VEHICLES (OWNED BY INSTITUTION)						
Running/Maintenance Expenses	0	5,797,513	5,797,513	0	6,046,556	6,046,556
VEHICLES TAKEN ON RENT/LEASE						
VEHICLE (TAXI) HIRING EXPENSES	0	0	0	0	0	0
TOTAL	0	5,797,513	5,797,513	0	6,046,556	6,046,556

 ASSTT. REGISTRAR (F&A)
20/03/2016


 DY. REGISTRAR (F&A)


 20/03/2016
 FINANCE OFFICER

INDIAN INSTITUTE OF TECHNOLOGY KANPUR

SCHEDULE - 19 - REPAIRS & MAINTENANCE

(Amount-₹)

PARTICULATRS	CURRENT YEAR - 31.03.2016			PREVIOUS YEAR - 31.03.2015		
	PLAN	NON PLAN	TOTAL	PLAN	NON PLAN	TOTAL
Building	0	71,307,974	71,307,974	0	85,892,865	85,892,865
Furniture & Fixtures	0	0	0	0	678,472	678,472
Plant & Machinery	0	28,260,848	28,260,848	0	25,693,642	25,693,642
Office Equipment	0	0	0	0	0	0
Computers	0	33,698,891	33,698,891	0	32,556,511	32,556,511
Laboratory & Scientific equipment	0	44,614,432	44,614,432	0	31,724,564	31,724,564
Cleaning Material & Services	0	0	0	0	112,636	112,636
Estate Maintenance	0	41,285,868	41,285,868	0	0	0
Website Maintenance	0	2,893,431	2,893,431	0	0	0
TOTAL	0	222,061,444	222,061,444	0	176,658,690	176,658,690


ASSTT. REGISTRAR (F&A)


DY. REGISTRAR (F&A)


2016/2016
FINANCE OFFICER

INDIAN INSTITUTE OF TECHNOLOGY KANPUR

SCHEDULE - 20 - FINANCE COSTS

(Amount-₹)

PARTICULATRS	CURRENT YEAR - 31.03.2016			PREVIOUS YEAR - 31.03.2015		
	PLAN	NON PLAN	TOTAL	PLAN	NON PLAN	TOTAL
Bank Charges	0	154,480	154,480	0	46,285	46,285
Interest to Bank on Loan Against FDR	0	25,119,672	25,119,672	0	0	0
TOTAL	0	25,274,152	25,274,152	0	46,285	46,285


ASSTT. REGISTRAR (F&A)


DY. REGISTRAR (F&A)


2016/2016
FINANCE OFFICER

INDIAN INSTITUTE OF TECHNOLOGY KANPUR


SCHEDULE - 21 - OTHER EXPENSES

(Amount-₹)

PARTICULATRS	CURRENT YEAR - 31.03.2016			PREVIOUS YEAR - 31.03.2015		
	PLAN	NON PLAN	TOTAL	PLAN	NON PLAN	TOTAL
Cost of Petrol & Oil Sold	0	34,255,218.00	34,255,218.00	-	32,696,256.00	32,696,256.00
Penalty on Late Payment of Income Tax	0	923,770.00	923,770.00	-	-	-
Subsidy to Opp. School	0	200,000.00	200,000.00	-	200,000.00	200,000.00
Campus School Expenses	0	42,000.00	42,000.00	-	-	-
Lease Rent to IET NOIDA Amortized	0	285,760.00	285,760.00	-	285,760.00	285,760.00
TOTAL	0	35,706,748.00	35,706,748.00	-	33,182,016.00	33,182,016.00


ASSTT. REGISTRAR (F&A)


DY. REGISTRAR (F&A)


FINANCE OFFICER

INDIAN INSTITUTE OF TECHNOLOGY KANPUR

SCHEDULE - 22 - PRIOR PERIOD EXPENSES

(Amount-₹)

PARTICULATRS	CURRENT YEAR - 31.03.2016			PREVIOUS YEAR - 31.03.2015		
	PLAN	NON PLAN	TOTAL	PLAN	NON PLAN	TOTAL
Establishment expenses	0	588,264.00	588,264.00	-	235,856.00	235,856.00
Administrative expenses	0	60,109.00	60,109.00	-	-	-
Repairs & Maintenance	0	616,035.00	616,035.00	-	-	-
TOTAL	0	1,264,408.00	1,264,408.00	-	235,856.00	235,856.00


ASSTT. REGISTRAR (F&A)


DY. REGISTRAR (F&A)


2016/2016
FINANCE OFFICER

SIGNIFICANT ACCOUNTING POLICIES

AND

NOTES ON ACCOUNTS

SCHEDULE: 23

SIGNIFICANT ACCOUNTING POLICIES

1. BASIS FOR PREPARATION OF ACCOUNTS

The accounts are prepared under the Historical Cost Convention and ongoing concern concept, unless otherwise stated. The Institute follows Accrual Method of Accounting.

2. REVENUE RECOGNITION

The Institute is funded by the Ministry of Human Resource Development (MHRD), Government of India. The government releases the Grant-in-Aid under two major heads i.e. Plan and Non-Plan Grant-in-aid from Government of India is accounted for in the same financial year for which it is sanctioned by the MHRD, Government of India.

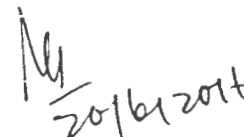
Fees from Students (except Tuition Fees), Sale of Admission Forms, Common Share of Entrance Examination (in case the event is carried out by other IIT), Consultancy Charges and Interest on Saving Bank accounts are accounted on cash basis. Tuition Fees collected separately for each semester is accounted on accrual basis.

Income from Land, Building and Other Property and Interest on Investments are accounted on accrual basis.

Interest on interest bearing advances to staff for House Building, Purchase of Vehicle and Computers is accounted on accrual basis every year, even though in case of House Building Advance (HBA), the actual recovery of interest starts after the full repayment of the principal.

3. FIXED ASSETS AND DEPRECIATION

Fixed assets are stated at cost of acquisition including inward freight, duties and taxes, and incidental and other direct expenses related to their acquisition, installation and commissioning.




Gifted / Donated assets are valued at the declared value where available; if not available, the value is estimated based on the present market value adjusted with reference to the physical condition of the asset. They are set-up by credit to Capital Fund and merged with the Fixed Assets of the Institution. Depreciation is charged at the rates applicable to the respective asset.

Books received as gifts are valued at selling price printed on the books. Where this is not printed, the value is based on assessment.

Fixed assets are valued at cost less accumulated depreciation. Depreciation on fixed assets is provided on Straight Line method (SLM), on pro-rata basis, at rates as under duly approved by the Board of Governors in their meeting held on 19.08.2011:

TANGIBLE ASSET	RATE OF ANNUAL DEPRECIATION
Building	2%
Equipments	9.5%
Computers	19.5%
Furniture & Fixtures	9.5%
Library Books	9.5%
Vehicles	9.5%
Periodicals & Journals	9.5%
Other Assets	9.5%
INTANGIBLE ASSET	RATE OF ANNUAL DEPRECIATION
e-Journals	19.5%
Computer Software	19.5%
Patents	9.5%



Fixed Assets are depreciated up to 95% of their book value and thereafter continue to be shown at 5% of their book value.

Assets created out of F earmarked Funds and Funds of Sponsored Projects are setup by credit to Capital Fund and disclosed separately as fixed assets of the Institute even though these normally remain the property of the Project Sponsoring Agencies. Depreciation is charged at the rates applicable to the respective assets as above.

The assets which are unserviceable condemned or out of use are written-off as per the provision given in Rule-124 of General Financial Rules (GFR). Such write-off is given effect in the Balance Sheet only after the issue of final order by the competent authority of the Institute. However, provision is made in the year the recommendation is made by the committee.


Additions to leased lines during a year are fully expensed in the immediate subsequent year.

Periodicals and Journals are depreciated with effect from subsequent year from the year of their addition.

The expenditure incurred from time-to-time (applicable fees, legal expenses etc.) for obtaining Patents is temporarily capitalized and shown as part of Intangible Assets in the Balance Sheet. If application for patents are rejected, the cumulative expenditure incurred on the particular patent is written off to the Income & Expenditure Account in the year the application is rejected. The expenditure on Patents granted is written off @9.5% on SLM.

Electronic Journals (E-Journals) are separated from Library Books in view of the limited benefit that could be derived from the online access provided. E-journals are not in tangible form, but temporarily capitalized and in view of the magnitude of expenditure and the benefit derived in terms of perpetual knowledge acquired by the academic and research staff; depreciation is provided in respect of E-journals at a higher annual rate of 19.5% on SLM.

Expenditure on acquisition of software has been separated from computers and peripherals, as apart from being intangible assets, the rate of obsolescence in respect of these is very high. Depreciation is provided in respect of software at an annual rate of 19.5% on SLM.



4. CAPITAL WORK-IN-PROGRESS

Deposit works are accounted for as Capital Work-in-Progress on the basis of statements received from Institute Works Department (IWD) other departments. These are valued at cost on First In First Out (FIFO) method. Running bills of contractors are also accounted for as Capital Work-in-Progress till completion. No depreciation is charged on capital work in progress. Secured advances and mobilization advances being in the nature of advances are disclosed separately under the head Loans & Advances.

5. INVENTORIES

Expenditure on purchase of chemicals, glassware, publications, stationery, civil and electrical stores and other stores, is accounted as revenue expenditure, except that the value of closing stocks held at year-end is set up as inventories by reducing the corresponding Revenue Expenditure on the basis of information obtained from the departments. These are valued at cost on FIFO Method.

6. RETIREMENT BENEFITS

Retirement benefits i.e. Pension, Gratuity and Leave Encashment are provided on the basis of actuarial valuation. Capitalized value of Pension and Gratuity received from previous employers of the Institute's employees, who have been absorbed in the Institution, is credited to the respective Provision Accounts. Pension Contribution received in respect of employees on deputation is also credited to the Provision for Pension Account. The actual payments of Pension, Gratuity and Leave Encashment are debited in the accounts to the respective provisions. Other retirement benefits viz. Deposit Linked Insurance, Contribution to New Pension Scheme, Fixed Medical Allowance to Retired Employees and Travel to Home Town on retirement are accounted on accrual basis.

7. INVESTMENTS

Long term investments are carried at their cost or face value, whichever is lower. However, any permanent diminution in their value as on date of the Balance Sheet is provided for.

Short Term investments are carried at their cost or market value (if quoted), whichever is lower.

Handwritten signatures and dates: The first signature is on the left, followed by '20/06/16'. The second signature is in the middle, followed by '20/06/16'. The third signature is on the right, followed by '20/06/2016'.

8. EARMARKED/ENDOWMENT FUNDS

With the approval of Board of Governors, the Institute has created the following long-term funds as earmarked for specific purpose:

- a. Designated Donations;
- b. Medical Emergency Funds;
- c. Funds for Promotional Activities;
- d. R&D Savings;
- e. Other General Funds.

These funds are utilized as per the recommendations of Management Committee of Endowment Fund from time to time duly approved by BOG. The balance is invested separately in fixed deposits with banks and other financial institutions. Income from interest on such investments is recognized on accrual basis and is ploughed back and credited to Earmarked Funds.



9. CORPUS FUND

Corpus/Capital Fund is created to the extent of fixed assets capitalized during the year out of Plan/Earmarked Grants. Accumulated depreciation is deducted from this fund. Adjustments on account of observations relating to previous year are routed through Corpus/Capital Fund Account.

10. INTEREST BEARING ADVANCES TO STAFF

Advances for purchase of Computer, House or Vehicle are provided to employees as per the policy of the Institute. Interest accrued on such advances till the repayment period is fully accounted for as income in the year the loan is given.

11 GOVERNMENT GRANTS

Government Grants are accounted on realization basis. However, where a sanction for release of grants pertaining to the financial year is received before the end of financial year and the grant is actually received in the next financial year, and Revenue Expenditure incurred on Salaries, Pension and Scholarships within the guidelines set by Government of India, the grant is accounted on accrual basis and an equal amount is shown as recoverable from the Government.

Government Grants utilized towards Capital Expenditure (on accrual basis) are transferred to the Capital Fund.

Government Grants to the extent utilized for meeting Revenue Expenditure (on accrual basis) are treated as income of the year in which they are utilized.

Unutilized grants (after excluding advances paid out of such grants) are carried forward and exhibited as a liability in the Balance Sheet.

12. SPONSORED PROJECTS

Grants received from Sponsors is accounted for in the year it is received and is disclosed as "Current Liability." Expenditure incurred out of grant received are debited to the respective project account and unspent balance, if any, is also disclosed under "Current Liabilities."

Mostly Fellowships and Scholarships are also sponsored by various organizations. These are accounted in the same way as Sponsored Projects except that the expenditure is generally only on disbursement of Fellowships and Scholarships, which may include allowances for contingent expenditure by the Fellows and scholars.

The Institution itself also awards Fellowships and Scholarships, which are accounted as Academic expenses.

13. FOREIGN CURRENCY TRANSACTIONS

Foreign Currency Transactions are accounted for at the rate of exchange prevailing on the dates of such transactions. However, donated imported assets are recognized at exchange rate prevailing at the end of the financial year.

The block contains four handwritten signatures and dates. From left to right: 1. A signature with a date of 20/06/16. 2. A signature with a date of 20/06/16. 3. A signature with a date of 20/06/16. 4. A signature with a date of 20/06/16.

14. INCOME TAX

The income of the Institute is exempt from Income Tax under Section 10(23C)(iii ab) of the Income Tax Act,1961. No provision for tax is therefore made in the accounts.

15. PURCHASE PROCEDURE THROUGH INSTITUTE'S STORES & PURCHASE UNIT:

Payments made /cheques issued for purchase of consumable and non-consumable stocks against confirmed Purchase Orders released by Institute's Stores and Purchase Unit are treated as final expenditure; however, advances outstanding as at the close of the financial year are disclosed separately in the Balance Sheet. When the purchases have not materialized due to any reason, the cheques issued against such Purchase Orders are treated as cancelled and taken into accounts as 'Refunds.'


ASSTT. REGISTRAR (F&A I)


DY. REGISTRAR (F&A)


FINANCE OFFICER


DY. DIRECTOR
Acting Director

DIRECTOR

SCHEDULE: 24

NOTES ON ACCOUNTS

(FORMING PART OF THE FINANCIAL STATEMENTS FOR THE YEAR ENDED 31 MARCH 2016)

1. PREPARATION OF FINANCIAL STATEMENTS



From the current financial year, the Financial Statements of the Institute have been prepared after incorporating financial statements of all subsidiaries: Endowment Fund, Account – II (Project Accounts), R&D, JEE, GATE, JAM, Dean's Capital Fund, Students Gymkhana, Visitors' Hostel, Campus School, Petrol Pump, Hall Management and Pension Hall Management. Until previous financial year, all these subsidiary accounts were disclosed separately.


The accounts of the Provident Fund, Fund Hall Management, Hall Affairs, New Pension Scheme, and PRMS have been shown separately, as these do not form part of consolidated accounts of the Institute.

2. The Financial Statements of the Institute are represented in the shape of Balance Sheet, Income & Expenditure Account and Receipts & Payments Account. These have been drawn from Trial Balance prepared on accrual system of accounting incorporating all known Assets and Liabilities as on the date of the close of the Financial Year. This is prepared on direct method, from trial balance, incorporating gross receipts and gross payments during the year.
3. There is no decline in the present value of future services to be rendered by the fixed assets.
4. There is no fall in the serviceability of the fixed assets shown in the books.

5. RECEIPTS/ INCOME

The Grant-in-Aid received from the MHRD, Govt. of India during the Financial Year 2015-2016 under Non-Plan for Recurring Expenditure is Rs. 19985.00 lakh (Previous Year Rs. 19271.84 lakh).

 
20/08/16




20/6/2016

The Grant-in-Aid sanctioned by the MHRD, Govt. of India during the Financial Year 2015-2016 under Normal Plan is Rs. 19750.00 lakh (Previous Year Rs. 20500.00 lakh). Of this, Rs. 5820.00 lakh (Previous Year Rs.2950 .00 lakh) is for recurring expenditure.

Of the above Grants, Non-Plan Grant of Rs. 5060.00 lakhs and Plan Grant of Rs. 2000.00 Lakhs, though sanctioned by the MHRD, were not received by the Institute till 31 March 2016. As per the Accounting Policy, the same have been recognized as grant income and have been shown as receivable under the head Grant Receivable. Similarly, excess of expenditure on Salaries, Pension and Scholarships over grants received and sanctioned (but not received) has also been recognized as Grant Income and shown as receivable under the head Grant Receivable in schedule 8.


The total receipts of the Institute under Non-Plan for the Financial Year 2015-2016 are Rs. 25213.69 lakh (Non-Plan Grant from MHRD in the Current Year: Rs.19985.00 lakh, Internal Income in the Current Year: Rs. 5228.69 lakh)

6. PAYMENTS / EXPENDITURE

Total Non-Plan payments during the Financial Year 2015-2016 amounting to Rs. 33055.78 lakh have been divided into seven major budget heads.

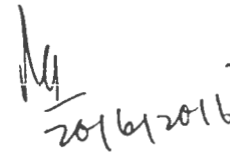
Total Plan payments during the financial year 2015-2016 are Rs. 21297.87 lakh.

7. There are no significant losses on account of flood, fire or other casualty.
8. Previous years' figures have been regrouped / re-arranged, wherever required, to make them comparable with the current financial year figures.
9. Provision in respect of retirement benefits (gratuity, leave encashment and pension) has been made on the basis of actuarial valuation. Since these retirement benefits are reimbursed by GOI on the basis of actual payment, equivalent amount has been shown as amount receivable from GOI.








2016/2016

10. During the year, provision has been made for writing off Fixed Assets amounting to Rs. 23,83,693 (Original purchase value of Rs. 6,11,58,868.00) on the recommendation of the committee. The same is subject to approval by the BOG.
11. During the year, an amount equivalent to 12 million US dollars (approx. Rs. 7.96 Crore) has been accounted for as donation receivable from Rajiv Motwani Family on account of creating a building in the Institute in the memory of Late Shri Rajiv Motwani. The building was completed in October 2013 having sanctioned cost of Rs. 16.51 crore. Rs. 1.98 crore has been received and balance committed amount of Rs. 7.96 crore is yet to be received.
12. The Institute has taken an advance of Rs. 51.00 crore by pledging its Fixed Deposits to meet liquidity issues arising from timing mismatch between receipt of MIIRD grants and payment obligations.

13. **AUDIT PARA(S) ON PREVIOUS YEAR FINANCIAL ACCOUNTS:**

These have been taken care of while preparing current year financial statements, where required.

14. In the opinion of the management, the current assets, loans, advances and deposits have a value on realization in the ordinary course, equal at least to the aggregate amount shown in the Balance Sheet.
15. Previous year figures have been regrouped / rearranged, wherever necessary, to make them comparable with current year figures.
16. Figures in the final accounts have been rounded off to the nearest rupee.
17. Schedules 1 to 24 are annexed to and form an integral part of the Balance Sheet at 31 March 2016 and the Income & Expenditure account Receipts and Payments Accounts for the year ended on that date.

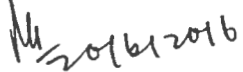
18. **CONTINGENT LIABILITIES:**

On account of General Tax amounting to Rs. 34.88 Crores imposed by Kanpur Nagar Nigam on the Institute. The Institute has preferred a Writ Petition before the Hon'ble High Court Allahabad against the same.


ASSTT. REGISTRAR (F&A I)



D.Y. REGISTRAR (F&A)


FINANCE OFFICER


DY. DIRECTOR
Acting Director

DIRECTOR

RECEIPTS AND PAYMENTS ACCOUNT

FOR THE FINANCIAL YEAR

2015 - 2016

RECEIPTS AND PAYMENTS ACCOUNT FOR THE YEAR ENDED 31ST MARCH 2016

(AMOUNT-₹)

RECEIPTS	CURRENT YEAR 31.03.2016	PAYMENTS	CURRENT YEAR 31.03.2016
OPENING BALANCE		EXPENSES	
Cash Balances	500,000	Establishment Expnese	2,157,391,726
Bank Balances		Academic Expenses	772,743,620
In Current accounts	20,225,197	Administrative Expenses	438,307,606
Savings accounts	462,222,413	Transportation Expenses	5,327,887
Transfer from Hall Management	11,951,371	Repairs & Maintenance	172,720,409
		Finance Cost	193,539
GRANTS RECEIVED		Other Expenses	128,737,714
From Government of India - Plan	1,775,000,000		
		PAYMENTS - EARMARKED/ ENDOWMENT FUNDS	239,125,497
From Government of India-Non Plan	1,492,500,000		
From State Government	0	REPAYMENT OF LOAN AGAINST FDRs	10,000,000
From other sources (details)	22,763,491		
ACADEMIC RECEIPTS	501,648,931	PAYMENTS AGAINST SPONSORED	778,155,624
RECEIPTS -EARMARKED/ ENDOWMENT FUNDS	181,403,623		
		AGAINST SPONSORED	575,152,451
RECEIPTS -SPONSORED PROJECTS/SCHEMES			
	1,445,840,374	INVESTMENTS AND DEPOSITS MADE	
INCOME ON INVESTMENT FROM		Out of Earmarked/Endowments funds	1,423,800,000
Earmarked/Endowment funds	215,390,757	Out of own funds (Investments- Others)	565,000,000
		Term Deposits with Banks	1,702,067,500

[Signature]
ASSTT. REGISTRAR (F&A)

[Signature]
DY. REGISTRAR (F&A)

[Signature]
2016/2016
FINANCE OFFICER

INDIAN INSTITUTE OF TECHNOLOGY KANPUR

RECEIPTS AND PAYMENTS ACCOUNT FOR THE YEAR ENDED 31ST MARCH 2016

(AMOUNT-₹)

RECEIPTS	CURRENT YEAR 31.03.2016	PAYMENTS	CURRENT YEAR 31.03.2016
INTEREST RECEIVED ON			
Bank Deposits	164,202,117	EXPENDITURE ON FIXED ASSETS	1,593,385,381
Loans and Advances	1,785,817	OTHER PAYMENTS/ STATUTORY PAYMENTS	11,327,638
Savings Bank Accounts	6,169,816		
INVESTMENT/TERM DEPOSITS ENCASHED	4,341,103,017	REFUNDS OF GRANTS/OTHERS	118,361,499
OTHER INCOME	192,714,366	DEPOSIT AND ADVANCES	103,896,442
DEPSOITS AND ADVANCES	822,904,446	OTHER PAYMENTS	8,544,916,689
LOAN AGAINST FDRs FROM BANK	520,050,000	CLOSING BALANCE	
MISCELLANEOUS RECEIPTS	662,305,093	Cash in Hand	193,430
OTHER RECEIPTS	7,158,743,147	Bank Balances	
		In Current Accounts	265,688,151
		In Savings Accounts	392,931,173
TOTAL	19,999,423,976	TOTAL	19,999,423,976

ASSTT. REGISTRAR (F&A)

DY. REGISTRAR (F&A)

FINANCE OFFICER

INDIAN INSTITUTE OF TECHNOLOGY KANPUR

PROVIDENT FUND

BALANCE SHEET AS AT 31ST MARCH 2016

(AMOUNT-₹)

CORPUS / CAPITAL FUND AND LIABILITIES	CURRENT YEAR 31.03.2016		PREVIOUS YEAR 31.03.2015
Reserves towards CPF/GPF			
Opening Balance as per previous year Balance Sheet	240,854,845		240,854,845
Add : Surplus	21,829,143	262,683,988	
Liability towards CPF/GPF (As per Individual Ledgers)		1,036,489,195	957,156,953
CURRENT LIABILITY			
Refundable to PRMS		1,750	0
TOTAL		1,299,174,933	1,198,011,798
ASSETS			
Investments			
Investment as per Last year Balance Sheet	1,132,401,933		
Add: Investment During the Year	262,500,000		
Less: Encashed During the Current Year	132,500,000	1,262,401,933	1,132,401,933
Advances			
Amount Receivable			
PF Contribution for the Month of March Receivable	10,338,905		
Institute Contribution to CPF Account	284,667		
Interest on Institute Contribution	401,231	11,024,803	0
Other Receivables			
Interest Accrued on FDRs	15,564,477		
Amount Receivable Against Stale Cheques	69,000	15,633,477	0
Bank Balance			
Balance With State Bank of India		10,114,720	65,609,865
TOTAL		1,299,174,933	1,198,011,798

ASSTT. REGISTRAR (F&A)

DY. REGISTRAR (F&A)

FINANCE OFFICER

DY. DIRECTOR

DIRECTOR

Acting Director

INDIAN INSTITUTE OF TECHNOLOGY KANPUR
PROVIDENT FUND

RECEIPTS AND PAYMENTS FOR THE YEAR ENDED 31ST MARCH 2016

(AMOUNT-₹)

RECEIPTS	CURRENT YEAR 31.03.2016	PREVIOUS YEAR 31.03.2015	PAYMENTS	CURRENT YEAR 31.03.2016	PREVIOUS YEAR 31.03.2015
OPENING BALANCE			ESTABLISHMENT/ADM. EXP.		
Bank Balances	65,609,865	10,835,023	Bank Charges	228	587
SUBSCRIPTION RECEIVED			Withdrawals	60,740,400	58,424,400
Institute Account (A/c-I)	129,615,584	130,399,554	Advances	4,067,465	7,977,600
Account - II	5,290,770	4,996,410	Final Payments	100,011,189	65,112,781
Deputationist/others	6,905,914	11,132,134	Refundable Payments	48,143,709	2,576,606
Advance Refunded	1,293,280	0	Investments Made	262,500,000	50,000,000
Other Income			Ref of Excess Recovery of Advance	16,660	0
Interest on Savings A/c	1,110,166	1,043,518	Reccivable against stale cheques	69,000	0
Inst. Contri. to CPF & Interest	0	1,942,102	Closing Balance		
Interest on Investments	95,194,083	86,776,492	Bank Balance	10,114,720	65,609,865
Investments Encashed	132,500,000	0	TOTAL	485,663,371	249,701,839
Refundable Receipts	48,143,709	2,576,606			
TOTAL	485,663,371	249,701,839			


ASSTT. REGISTRAR (F&A)


DY. REGISTRAR (F&A)


FINANCE OFFICER


DY. DIRECTOR
Acting Director

DIRECTOR

INDIAN INSTITUTE OF TECHNOLOGY KANPUR

FUND HALL MANAGEMENT ACCOUNT


BALANCE SHEET AS AT 31ST MARCH 2016


(AMOUNT-₹)

CORPUS/CAPITAL FUND & LIABILITIES	ANNEXURE	CURRENT YEAR 31.03.2016		PREVIOUS YEAR 31.03.2015
RESERVES & SURPLUS				
Opening Balance as at 01.04.2015		25,362,671		
Less : Transferred to Current Liability (Fund Balance)		21,414,632		
		3,948,039		
Add : C/F from Income & Expenditure Account		2,131,384	6,079,423	25,362,671
Current Liabilities (Fund Balance Payable to Employees)				
Transfer from Reserves & Surplus (Op.Bal. as on 01.04.2015)		21,414,632		
Add : Contribution for the Period		4,268,226		
Add : Loan Refund		387,700		
Add: Contribution Receivable		313,570		
Add : Interest for the Period		1,635,940		
		28,020,068		
Less : Loans Paid		500,000		
Less : Final Withdrawals	A	12,896,697		
		14,623,371		
Add:: Loans Outstanding as on 31.03.2016		513,840	15,137,211	-
TOTAL			21,216,634	25,362,671
ASSETS				
Investments (Fund Hall Management)				
Opening Balance as at 01.04.2015		23,647,469		
Add : FDR Matured and Renewed along with Interest		1,082,566		
Less : Encashed during the year	B	10,510,585	14,219,450	23,647,469
Current Assets				
Balance with Union Bank of India			5,209,062	1,715,202
Interest Accrued on FDRs			960,712	-
Receivables Subscription receivable from Hall Management			313,570	-
Loan Against Fund	C		513,840	-
TOTAL			21,216,634	25,362,671

 ASST. REGISTRAR (F&A)

 DY. REGISTRAR (F&A)

 2016/2016
FINANCE OFFICER


DY. DIRECTOR
Acting Director


DIRECTOR

INDIAN INSTITUTE OF TECHNOLOGY KANPUR
FUND HALL MANAGEMENT

INCOME AND EXPENDITURE ACCOUNT FOR THE YEAR ENDED 31ST MARCH 2016

(AMOUNT-₹)


INCOME	SCHEDULE	CURRENT YEAR 31.03.2016	PREVIOUS YEAR 31.03.2015
Interest Earned on FDRs		3,385,775	1,102,835
Interest on SB A/c's		150,772	-
Prior Period Adjustment		242,233	-
Subscription		-	6,514,876
TOTAL (A)		3,778,780	7,617,711
EXPENDITURE			
Final Payment to Retired Mess Employees & GPF Withdrawls		-	13,076,281
Interest on Fund Deposit		1,635,940	-
Bank Charges		56	-
Misc. Expenses		-	108,000
Audit Fee 2014-15		11,400	-
TOTAL (B)		1,647,396	13,184,281
BALANCE BEING SURPLUS/ (DEFICIT) CARRIED TO RESERVE AND SURPLUS		2,131,384	(5,566,570)



30/03/16
ASSTT. REGISTRAR (F&A)


DY. REGISTRAR (F&A)

2016/2016
FINANCE OFFICER


DY. DIRECTOR
Acting Director

DIRECTOR

INDIAN INSTITUTE OF TECHNOLOGY KANPUR
FUND HALL MANAGEMENT

RECEIPTS AND PAYMENTS FOR THE YEAR ENDED 31ST MARCH 2016

(AMOUNT-₹)

RECEIPTS	CURRENT YEAR 31.03.2016	PREVIOUS YEAR 31.03.2015	PAYMENTS	CURRENT YEAR 31.03.2016	PREVIOUS YEAR 31.03.2015
OPENING BALANCES			ADMINISTRATIVE EXPENSES		
Balance with UBI	1,715,202	5,292,996	Final Payment to Retired Mess Employees	10,249,697	9,312,281
			Non Refundable Withdrawal	2,647,000	3,764,000
FUND RECEIVED			Loan against PF (Refundable)	500,000	0
Contribution Received	4,268,226	6,514,876	Bank Charges	56	0
Loan Refund	387,700	0	Audit Fee (2014-15)	11,400	0
			Misc. Expenses	0	108,000
TRANSFER			TRANSFER		
Hall Management	1,500,000	1,500,000	Hall Management	1,500,000	1,500,000
Pension Hall Management	4,845,887	1,479,465	Pension Hall Management	4,845,887	1,479,465
OTHER INCOME					
Interest on FDRs	1,342,497	1,102,835			
Interest on SB A/c's	150,772	0			
Prior Period Adjustment	242,233	0			
INVESTMENT ENCASHED	10,510,585	5,988,776	INVESTMENT MADE	0	4,000,000
			CLOSING BALANCE		
			Balance with Union Bank of India	5,209,062	1,715,202
TOTAL	24,963,102	21,878,948	TOTAL	24,963,102	21,878,948

 ASSTT. REGISTRAR (F&A)

 DY. REGISTRAR (F&A)

 FINANCE OFFICER

 DY. DIRECTOR
Acting Director

DIRECTOR

INDIAN INSTITUTE OF TECHNOLOGY KANPUR
NEW PENSION SCHEME

BALANCE SHEET AS AT 31ST MARCH 2016

(AMOUNT-₹)

CORPUS/ CAPITAL FUND AND LIABILITIES	CURRENT YEAR 31.03.2016	PREVIOUS YEAR 31.03.2015
RESERVES & SURPLUS		
Opening Balance as on 01.04.2015	2,039	
Less : Bank Charges	745	1,294
LIABILITIES TOWARDS NEW PENSION SCHEME		7,010,167
Opening Balance as on 01.04.2015	7,010,167	
Add : Contribution Received During the year	70,403,542	
	77,413,709	
Add : Contribution Receivable from IITK & Deputationiest	6,278,610	
	83,692,319	
Less : Paid during the year	69,273,566	14,418,753
TOTAL		14,420,047
ASSETS		
Bank Balance		8,141,437
Amount Receivable from IITK		6,246,258
Subscription Receivable from Outsiders		32,352
TOTAL		14,420,047

[Signature]
ASSTT. REGISTRAR (F&A)

[Signature]
BY REGISTRAR (F&A)

[Signature]
20/6/2016
FINANCE OFFICER

[Signature]
DY. DIRECTOR
Acting Director

DIRECTOR

INDIAN INSTITUTE OF TECHNOLOGY KANPUR
NEW PENSION SCHEME

RECEIPTS AND PAYMENTS FOR THE YEAR ENDED 31ST MARCH 2016

(AMOUNT-₹)

RECEIPTS	CURRENT YEAR 31.03.2016	PREVIOUS YEAR 31.03.2015	PAYMENTS	CURRENT YEAR 31.03.2016	PREVIOUS YEAR 31.03.2015
OPENING BALANCE			ESTABLISHMENT/ADM. EXP.		
Bank Balances	7,012,206	5,438,695	Bank Charges	745	618
Institute / Employee Contribution	70,125,968	57,211,812	Transfer to Account - I / Provident Fund	0	636,576
Deputed Employee's Contribution	277,574	0	Withdrawals		
			Amount Transferred to CPF	0	793,107
			Amount Transferred to NPS Trust Bank	69,273,566	54,110,858
			Final Payment	0	97,142
			Refundable Receipt	0	0
			CLOSING BALANCE		
			Bank Balance	8,141,437	7,012,206
TOTAL	77,415,748	62,650,507	TOTAL	77,415,748	62,650,507

Ran
ASSTT. REGISTRAR (F&A)

Alka Givahar
DY. REGISTRAR (F&A)

M
2016/2016
FINANCE OFFICER

Chaturvedi
DY. DIRECTOR
Acting Director

DIRECTOR

INDIAN INSTITUTE OF TECHNOLOGY KANPUR

POST RETIREMENT MEDICAL SCHEME


BALANCE SHEET AS AT 31ST MARCH 2016

(AMOUNT-₹)

CORPUS/ CAPITAL FUND AND LIABILITIES		CURRENT YEAR 31.03.2016	PREVIOUS YEAR 31.03.2015
RESERVES & SURPLUS			
Opening Balance as on 01.04.2015	26,488,232		
Add : Excess of Income over Expenditure	1,080,471	27,568,703	26,488,232.00
CURRENT LIABILITY			
Expenses Payable		734,658	
Payable to IITK		1,692,800	
Interest Excess Received on Prematured FDR		26,597	
TOTAL		30,022,758	26,488,232
ASSETS			
INVESTMENT			
Opening Balance - 01.04.2015	20,900,000		
Add: Made During the year	7,900,000		
	28,800,000		
Less: Encashed during the year	0	28,800,000	20,900,000
CURRENT ASSETS			
Bank Balance	368,459		
Subscription Receivable- CPF	1,750		
Interest Accrued on FDRs	852,549	1,222,758	5,588,232
TOTAL		30,022,758	26,488,232

 
ASSTT. REGISTRAR (F&A)


DY. REGISTRAR (F&A)


FINANCE OFFICER


DY. DIRECTOR
Acting Director

DIRECTOR
54

INDIAN INSTITUTE OF TECHNOLOGY KANPUR

POST RETIREMENT MEDICAL SCHEME


INCOME AND EXPENDITURE ACCOUNT FOR THE YEAR 31ST MARCH 2016

(AMOUNT-₹)

INCOME	SCHEDULE	CURRENT YEAR 31.03.2016	PREVIOUS YEAR 31.03.2015
Contribution Received		1,156,721	997,260
Interest on SB Account		116,203	133,421
Interest on FDRs		2,863,042	1,671,130
TOTAL (A)		4,135,966	2,801,811
EXPENDITURE			
Medical Reimbursement made by Account-I		3,055,495	12,410
TOTAL (B)		3,055,495	12,410
BALANCE BEING EXCESS OF INCOME OVER EXPENDITURE (A-B)		1,080,471	2,789,401
Medical Reimbursement charged to Account-I		0	0
Transfer to / from General Reserve			
BALANCE BEING SURPLUS/ (DEFICIT) CARRIED TO RESERVE & SURPLUS		1,080,471	2,789,401


ASSTT. REGISTRAR (F&A)


DY. REGISTRAR (F&A)


FINANCE OFFICER


DY. DIRECTOR
Acting Director

DIRECTOR

INDIAN INSTITUTE OF TECHNOLOGY KANPUR

POST RETIREMENT MEDICAL SCHEME


RECEIPTS AND PAYMENTS FOR THE YEAR ENDED 31ST MARCH 2016


(AMOUNT-₹)

RECEIPTS	CURRENT YEAR 31.03.2016	PAYMENTS	CURRENT YEAR 31.03.2016
OPENING BALANCE Bank Balances	5,588,232	Investment Made	7,900,000
Contribution Received	1,083,321	Medical Re-imburement	556,387
Other Income Interest on Investment	2,037,090		
Interest on Saving Bank A/c	116,203	CLOSING BALANCE Bank Balance	368,459
TOTAL	8,824,846	TOTAL	8,824,846


ASSTT. REGISTRAR (F&A)


DY. REGISTRAR (F&A)


FINANCE OFFICER


DY. DIRECTOR
Acting Director

DIRECTOR

INDIAN INSTITUTE OF TECHNOLOGY KANPUR

HALL AFFAIRS ACCOUNT

BALANCE SHEET AS AT 31ST MARCH 2016


(AMOUNT-₹)

CORPUS/CAPITAL FUND & LIABILITIES	ANNEXURE	CURRENT YEAR 31.03.2016	PREVIOUS YEAR 31.03.2015
RESERVES & SURPLUS			
Opening Balance as at 01.04.2015		4,022,878	
Add : C/F from Income & Expenditure Account		32,635,223	4,022,878
Current Liabilities			
Contractor Security Money		5,000,000	
Liability for Service Charges		7,295,137	
EPF & ESI Payable		1,178,331	
Honorarium Payable		24,000	
TDS Payable		121,852	2,000,000
TOTAL		50,277,421	6,022,878
ASSETS			
Current Assets			
Bank Balances		703,699	6022878
Fees Receivable from Institute		10,233,293	
Advances			
Receivable from Pension Hall Management		5,000,000	-
Receivable from Hall Management		34,340,429	-
TOTAL		50,277,421	6,022,878


ASSTT. REGISTRAR (F&A)


DY. REGISTRAR (F&A)


FINANCE OFFICER


DY. DIRECTOR
Acting Director

DIRECTOR


INDIAN INSTITUTE OF TECHNOLOGY KANPUR

HALL AFFAIRS ACCOUNT

INCOME AND EXPENDITURE ACCOUNT FOR THE YEAR ENDED 31ST MARCH 2016


(AMOUNT-₹)

INCOME	SCHEDULE	CURRENT YEAR 31.03.2016	PREVIOUS YEAR 31.03.2015
Interest on Saving Bank A/c		356,126	115,552
Grant Received from Institute		114,338,323	109,530,750
TOTAL (A)		114,694,449	109,646,302
EXPENDITURE			
Service Charges to Contractors		82,022,285	61,169,964
Honararium		24,000	0
Bank Charges		1,541	650
Audit Fee 2014-15		11,400	0
Advertisement Expenses		0	191,160
Miscellaneous Expenses		0	61,650
Transfer to Hall Management Account		0	44,200,000
TOTAL (B)		82,059,226	105,623,424
BALANCE BEING SURPLUS/ (DEFICIT) CARRIED TO RESERVE AND SURPLUS		32,635,223	4,022,878

 *20/03/16*
ASSTT. REGISTRAR (F&A)


DY. REGISTRAR (F&A)


FINANCE OFFICER


DY. DIRECTOR
Acting Director

DIRECTOR

INDIAN INSTITUTE OF TECHNOLOGY KANPUR

HALL AFFAIRS ACCOUNT

RECEIPTS AND PAYMENTS FOR THE YEAR ENDED 31ST MARCH 2016

(AMOUNT-₹)

RECEIPTS	CURRENT YEAR 31.03.2016	PREVIOUS YEAR 31.03.2015	PAYMENTS	CURRENT YEAR 31.03.2016	PREVIOUS YEAR 31.03.2015
OPENING BALANCES			ESTABLISHMENT /ADMIN.EXP.		
Balance with SBI Bank	6,022,878	0	Bank Charges	1,541	650
OTHER INCOME			Service Charges to Contractors	73,426,965	61,169,964
Interest on Saving Bank A/c's	356,126	115,552	Audit Fee 2014-15	11,400	0
GRANTS			Misc Expenses	0	61,650
Grant from Institute	123,144,423	109,530,750	Advertisement Expenses	0	191,160
Contractor Security Money	3,000,000	2,000,000	TRANSFERS		
TDS from Contractor	0	971,338	Hall Management Account	53,379,822	44,200,000
			Pension Hall Management	5,000,000	0
			TDS from Contractor	0	971,338
			CLOSING BALANCE		
			Balance with State Bank of India	703,699	6,022,878
TOTAL	132,523,427	112,617,640	TOTAL	132,523,427	112,617,640


ASSTT. REGISTRAR (F&A)


DY. REGISTRAR (F&A)


FINANCE OFFICER


DY. DIRECTOR
Acting Director

DIRECTOR

UTILIZATION CERTIFICATES

OF

NORMAL PLAN GRANTS

AND

NON PLAN GRANTS

(FINANCIAL YEAR 2015-2016)

INDIAN INSTITUTE OF TECHNOLOGY KANPUR**Finance and Accounts Section****FORM GFR 19-A**

(See Government of India's Decision (1) below Rule 150)

**UNAUDITED
Utilization Certificate
(Normal Plan 2015-2016)**

Sanction letter No. & Date	General		SCSP		TSP	
	OH:35	OH:31	OH:35	OH:31	OH:35	OH:31
F.No. 3-1/2014-TS.I dated 25.05.2015	15,50,00,000.00	4,45,00,000.00	3,00,00,000.00	85,00,000.00	1,50,00,000.00	45,00,000.00
F.No. 3-1/2014-TS.I dated 28.07.2015	23,25,00,000.00	16,85,00,000.00	4,50,00,000.00	3,26,00,000.00	2,25,00,000.00	1,64,00,000.00
F.No. 3-1/2014-TS.I dated 23.10.2015	40,00,00,000.00	2,56,00,000.00	7,75,00,000.00	50,00,000.00	3,95,00,000.00	24,00,000.00
F.No. 3-1/2014-TS.I dated 29.02.2016	29,14,00,000.00	5,74,00,000.00	5,64,00,000.00	1,11,00,000.00	2,82,00,000.00	55,00,000.00
F.No. 3-1/2014-TS.I dated 30.03.2016		15,50,00,000.00		3,00,00,000.00		1,50,00,000.00
TOTAL:	107,89,00,000.00	45,10,00,000.00	20,89,00,000.00	8,72,00,000.00	10,52,00,000.00	4,38,00,000.00


Certified that Rs.19750.00 lakh (Object Head – 35 – Rs. 13930.00 lakh and Object Head – 31 – Rs. 5820.00 lakh) of grants-in-aid under Normal Plan was sanctioned and released by the MHRD during the year 2015-2016 in favour of IIT Kanpur under the Ministry letter nos. and dates given in the above table.

With a negative opening balance of Rs.803.00 lakh under Object Head 31 the total Plan expenditure made during the year was Rs.21297.87 lakh (Rs.15516.35 lakh under Object Head – 35, Rs. 5781.52 lakh under Object Head – 31 including refund of Plan Grant from NBCC utilized, of Rs. 1500.00 lakh) for planned activities of the Institute in the financial year 2015-2016. The Institute stands with an overall negative balance of Rs.850.87 lakh; Rs.86.35 lakh towards Object Head -35(Non-Recurring) and Rs.764.52 lakh towards the Object head-31(Recurring).


Certified that I have satisfied myself that the conditions on which the grant-in-aid was sanctioned have been duly fulfilled and that I have exercised the following checks to see that the money was actually utilized for the purpose for which it was sanctioned.

Kinds of checks exercised: Annual Accounts 2015-2016.

Dated: 19 June 2016


ASSTT. REGISTRAR (F&A I)


DY. REGISTRAR (F&A)


FINANCE OFFICER


DY. DIRECTOR
Acting Director

DIRECTOR

INDIAN INSTITUTE OF TECHNOLOGY KANPUR

Finance and Accounts Section

FORM GFR 19-A

(See Government of India's Decision (1) below Rule 150)

UNAUDITED Utilization Certificate (Non-Plan 2015-2016)

Sanction letter No. & Date	Salary	Pension & Pensionary Benefits	Non-Salary
	OH:36	OH:31	OH:31
F.No. 3-2/2014-TS.I dated 01.06.2015	20,00,00,000.00	7,00,00,000.00	6,25,00,000.00
F.No. 3-2/2014-TS.I dated 27.07.2015	45,00,00,000.00	12,00,00,000.00	10,00,00,000.00
F.No. 3-2/2014-TS.I dated 03.11.2015	25,15,00,000.00	17,61,00,000.00	6,24,00,000.00
F.No. 3-2/2014-TS.I dated 15.03.2016	50,60,00,000.00	-	-
TOTAL:	1,40,75,00,000.00	36,61,00,000.00	22,49,00,000.00

Certified that Rs.19985.00 lakh of grants-in-aid under Non-Plan was sanctioned and released by the MHRD during the year 2015-2016 in favour of IIT Kanpur under the Ministry letter nos. and dates given in the above table.

With a negative opening balance of Rs. 667.19 lakh [(Rs. 120.45 lakh towards Object Head – 36 (Salary) , Rs. 287.16 lakh towards Object Head – 31 (Pension and Pensionary Benefits) & Rs.259.58 lakh towards others (Non Salary)] Internal Income of Rs.5228.69 lakh, and total Non-Plan expenditure of the Institute during the financial year 2015-2016 of Rs.33055.78 lakh [Rs. 15501.24 lakh under Object Head – 36 (Salary), Rs. 6098.05 lakh under Object Head – 31(Pension and Pensionary Benefits) and Rs. 11456.49 lakh under Object Head – 31 others (Non-Salary)].The Institute stands with an overall negative balance of Rs. 8509.28 lakh, Rs. 1546.69 lakh towards Object Head – 36 (Salary), Rs. 2724.21 lakh towards Object Head – 31 (Pension and Pensionary Benefits) and Rs.4238.38 lakh towards Object Head – 31others (Non-Salary).


Certified that I have satisfied myself that the conditions on which the grant-in-aid was sanctioned have been duly fulfilled and that I have exercised the following checks to see that the money was actually utilized for the purpose for which it was sanctioned.


Kinds of checks exercised: Annual Accounts 2015-2016.

Dated: 19 June 2016


ASSTT. REGISTRAR (F&A I)


DY. REGISTRAR (F&A)


FINANCE OFFICER


DY. DIRECTOR


DIRECTOR

Acting Director