



NWTF

Indian Institute of Technology Kanpur
Kanpur - 208 016, India
Tel : 91-512-2597226
Fax : 91-512-2597226
Email: smittal@iitk.ac.in

Date: September 09, 2015

Subject: Request for uploading the tender Document on institute web site.

Enquiry Number: **NWTF/IITK/2014/07**

Closing date: **20.09.2015**

Name of Item: Tender for Retreading of test section wheels.

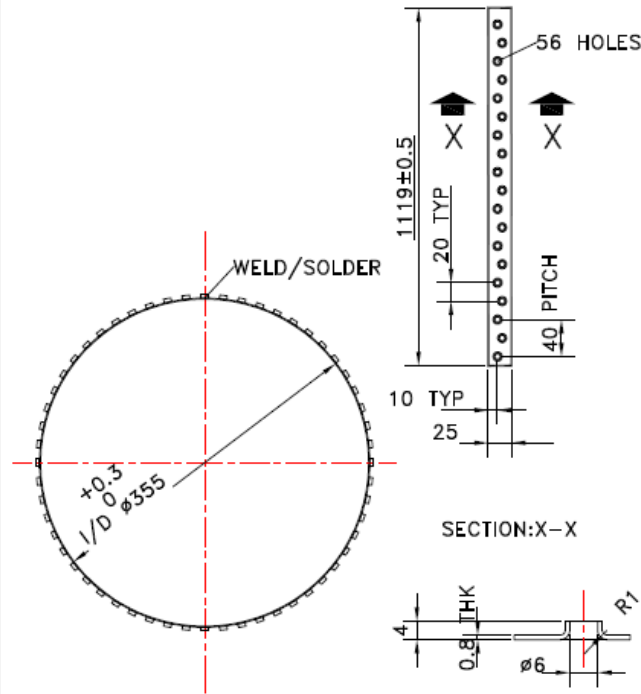
Sealed quotations are invited for the following items for the retreading of test section wheels from the authorized manufacturer/ fabricator as per drawing attached. The metallic rim will be provided by us. The nylon should be grade 66 and rubber should be Neoprene. one can also quote with existing Nylon ring use.

Terms and Conditions for the Offer:

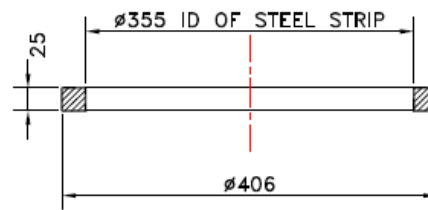
1. All sealed quotations should reach the undersigned by 20-09-2015.
2. Quotations must be valid till 31-12-2015.
3. Please quote giving unit price for each items.
4. Rim will be provided by us.
5. The Institute reserves the right to place partial order. Depending on the availability of funds, not all items may be purchased.
6. Payment Terms: 90% on delivery and balance 10% after satisfactory installation & demonstration of the working of equipment. In case of foreign currency, payment is through LC.
7. IIT Kanpur is exempted from excise duty.
8. IIT Kanpur is exempted for partial custom duty (5.15% CD applicable to IIT Kanpur).
9. Please mention the tax rates clearly, if they are extra

Dr. Sanjay Mittal
Head
National Wind Tunnel Facility
Indian Institute of Technology Kanpur
Kanpur-UP
Pin: 208016

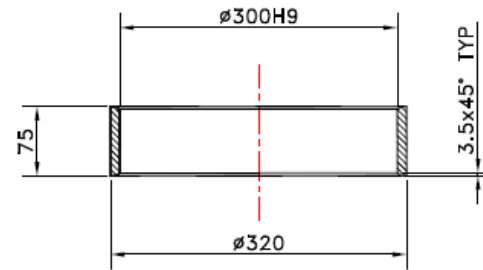
1.3 BACK-UP STRIP INSERT



1.2 TREAD RING

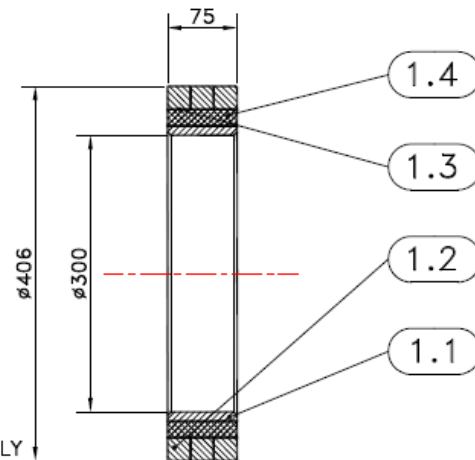


1.1 RIM



ASSEMBLY PROCEDURE

1. MANUFACTURE BACK-UP STRIP, ITEM [1.3] AS PER DRAWING
2. MOUNT BACK-UP STRIP OVER MANDREL OF THE MOULD
3. INJECT NYLON INTO THE MOULD. OPEN DIE SET WHEN COOL AND WITHDRAW TREAD RING WITH BACK-UP STRIP INSERTED
4. SAND BLAST THE RIM ON THE OUTSIDE AND THE BACK-UP STRIP ON THE INSIDE
5. SET THREE TREAD RINGS WITHIN THE RUBBER MOULD WITH THE RIM LOCATED IN THE CENTRE AND PLACE RUBBER COMPOUND IN THE ANNULAR VOLUME. CLOSE THE MOULD AND PRESSURISE UP TO THE REQUIRED PRESSURE
6. SET THE CURING TEMPERATURE TO THE REQUIRED LEVEL, WITHOUT AFFECTING THE PROPERTIES OF NYLON ADVERSELY
7. LOWER TEMPERATURE AND RELEASE PRESSURE AFTER THE REQUIRED TIME AND OPEN THE MOULD TO WITHDRAW THE ASSEMBLY



1.4	CUSHION RING	1x64	355x320x75		NEOPRENE	3			MOULDED WITH ASSEMBLY
1.3	BACK-UP STRIP INSERT	3x64	355 ID x25 WIDE		STEEL IS513	0.8 THK	0.25		FORMED, BENT TO CIRCLE, SOLDERED
1.2	TREAD RING	3x64	406x25		NYLON66	MOULDED	1.5		MOULDED WITH BACK-UP INSERT
1.1	RIM	1x64	320x75		STEEL	12" PIPE SCH 80	9		EXISTING
1	TYRE ASSEMBLY	64	406x75						ASSEMBLY
NO.	DESCRIPTION	QTY	NOM SIZE	FIN WT	MAT	ST SIZE	ST WT	DRG/SPEC NO	REMARKS
HEAT TREATMENT		SCALE 1:5		THIRD ANGLE PROJECTION	DRAWN		TYRE ASSEMBLY		
PROTECTIVE COATING		DS-1		CHECKED					
EQUIP		DOWNSTREAM		APPRVD		DRG NO		3T0720.18	
ASSY NO		1T 0710		MOBILE TEST SECTION		CLIENT: I T KANPUR			