

STATISTICAL REPORT

OF

GRADES AWARDED

2017-18/II



JUNE-2018

Office of the Dean of Academic Affairs

Indian Institute of Technology Kanpur

LIST OF CONTENTS

S.No.	CONTENTS	Page No.
1	Figure 1: Distribution of all grades awarded to UG and PG students Across the institute.	1
2	Figure 2: Distribution of all grades awarded to UG students	1
3	Figure 3: Distribution of all Core courses grades awarded to UG students	2
4	Figure 4: Distribution of all grades awarded to PG students	2
5	Figure 5: Distribution of all grades awarded to UG students	3
6	Figure 6: Distribution of all grades awarded to PG students	4
7	Figure 7: AE department distribution of grades awarded to UG students	5
8	Figure 8: BSBE department distribution of grades awarded to UG students	5
9	Figure 9: CE department distribution of grades awarded to UG students	6
10	Figure 10: CHE department distribution of grades awarded to UG students	6
11	Figure 11: CHM department distribution of grades awarded to UG students	7
12	Figure 12: CSE department distribution of grades awarded to UG students	7
13	Figure 13: ECO department distribution of grades awarded to UG students	8
14	Figure 14: EE department distribution of grades awarded to UG students	8
15	Figure 15: ES department distribution of grades awarded to UG students	9
16	Figure 16: HSS department distribution of grades awarded to UG students	9
17	Figure 17: IME department distribution of grades awarded to UG students	10
18	Figure 18: Design department distribution of grades awarded to UG students	10
19	Figure 19: ME department distribution of grades awarded to UG students	11
20	Figure 20: MSE department distribution of grades awarded to UG students	11
21	Figure 21: MTH department distribution of grades awarded to UG students	12
22	Figure 22: PHY department distribution of grades awarded to UG students	12
23	Figure 23: PSE department distribution of grades awarded to UG students	13
24	Figure 24: AE department distribution of grades awarded to PG students	14
25	Figure 25: BSBE department distribution of grades awarded to PG students	14
26	Figure 26: CE department distribution of grades awarded to PG students	15
27	Figure 27: CGS department distribution of grades awarded to PG students	15
28	Figure 28: CHE department distribution of grades awarded to PG students	16
29	Figure 29: CHM department distribution of grades awarded to PG students	16
30	Figure 30: CSE department distribution of grades awarded to PG students	17
31	Figure 31: ECO department distribution of grades awarded to PG students	17
32	Figure 32: EE department distribution of grades awarded to PG students	18
33	Figure 33: ES department distribution of grades awarded to PG students	18
34	Figure 34: HSS department distribution of grades awarded to PG students	19
35	Figure 35: IME department distribution of grades awarded to PG students	19
36	Figure 36: Design department distribution of grades awarded to PG students	20
37	Figure 37: ME department distribution of grades awarded to PG students	20
38	Figure 38: MSE department distribution of grades awarded to PG students	21
39	Figure 39: MSP department distribution of grades awarded to PG students	21
40	Figure 40: MTH department distribution of grades awarded to PG students	22
41	Figure 41: PHY department distribution of grades awarded to PG students	22
42	Figure 42: PSE department distribution of grades awarded to PG students	23

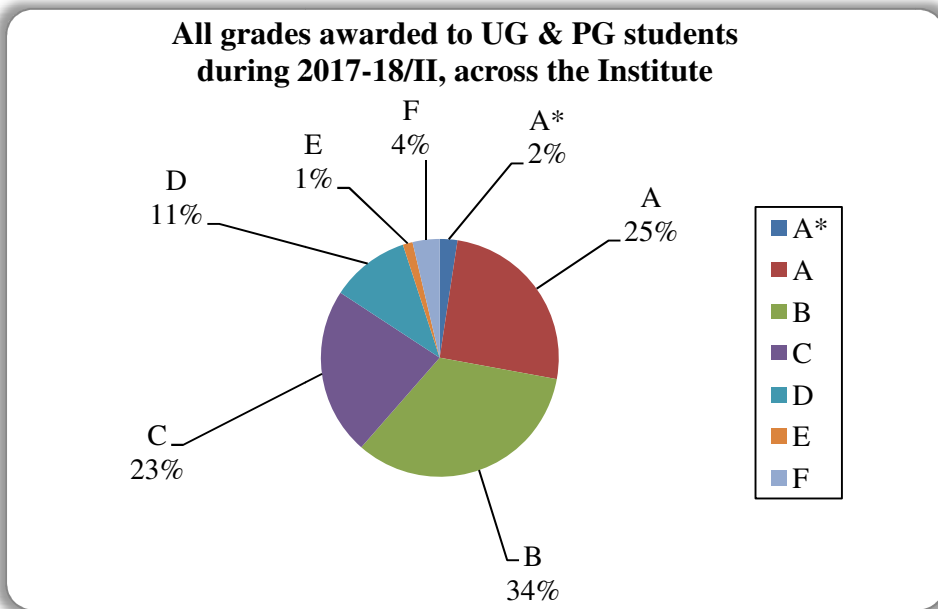


Figure 1
Distribution of all grades awarded to UG and PG students across the institute

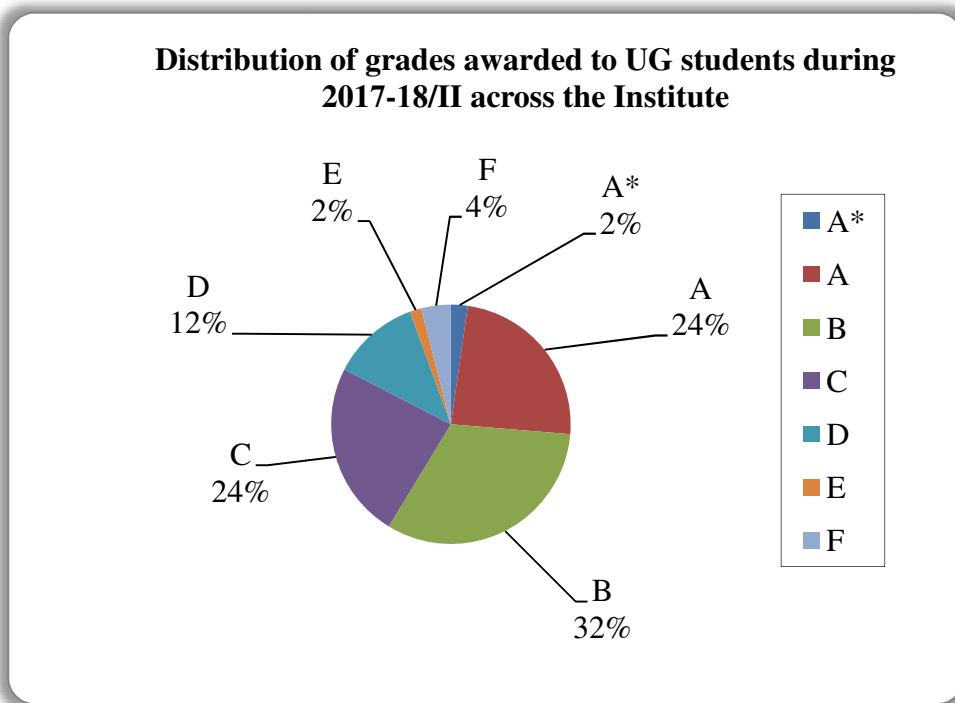


Figure 2
(UG students) include all students who have a 5 or 6-digit roll number
(All B.Tech, Msc-2yr, BT part of BT-MT)

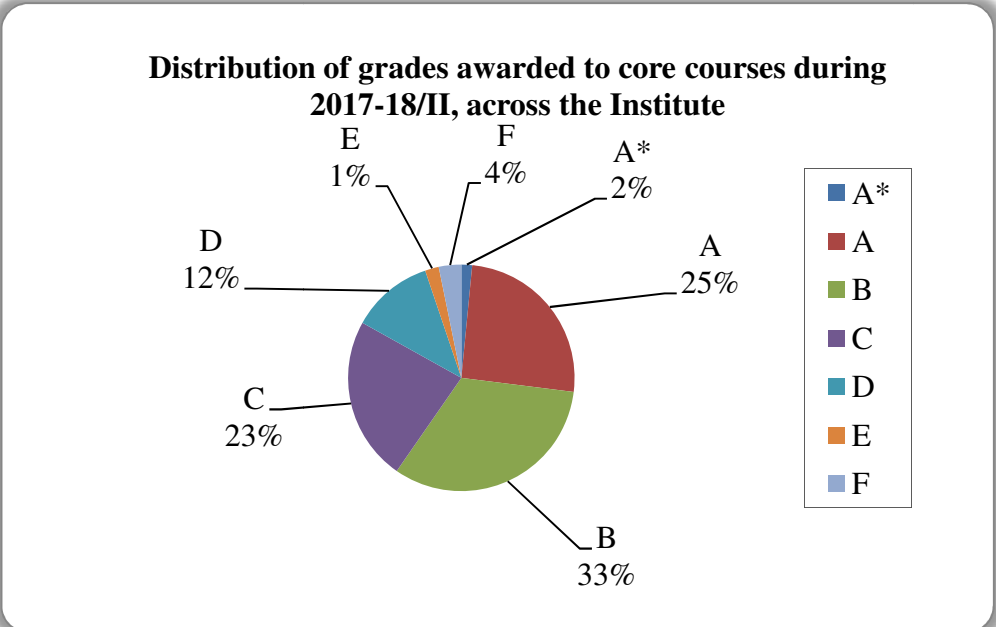


Figure3:

Data for Core course numbers: ART105A, ART106A, CHM101A, CHM102A, ENG112C, ENG122A, ENG123A, ESC101A, ESC201A, ESO201A, ESO202A, ESO203A, ESO204A, ESO205A, ESO206A, ESO207A, ESO208A, ESO209A, ESO213A, LIF101A, MSO202A, MSO203B, MTH101A, MTH102A, PE101A, PHI141A, PHI142A, PHY101A, PHY102A, PHY103A, PSY151A, PSY152A, SOC171A, SOC171B, TA101A, TA201A, TA202A

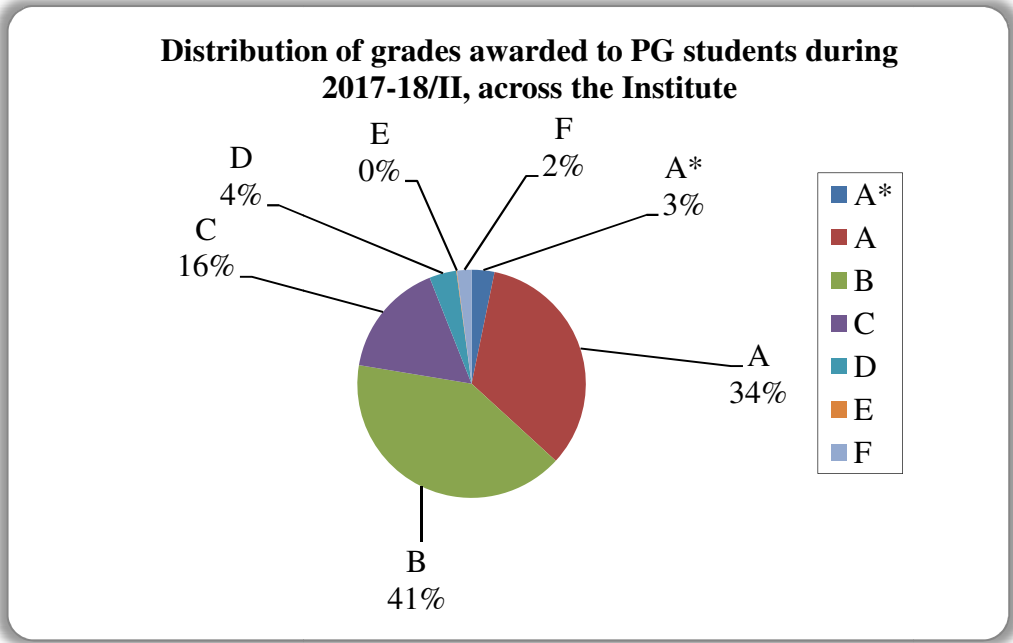


Figure 4:

PG students include all students (All M.Tech, MT Part of BT-MT, PhD, MBA, M.Des, VLFM)

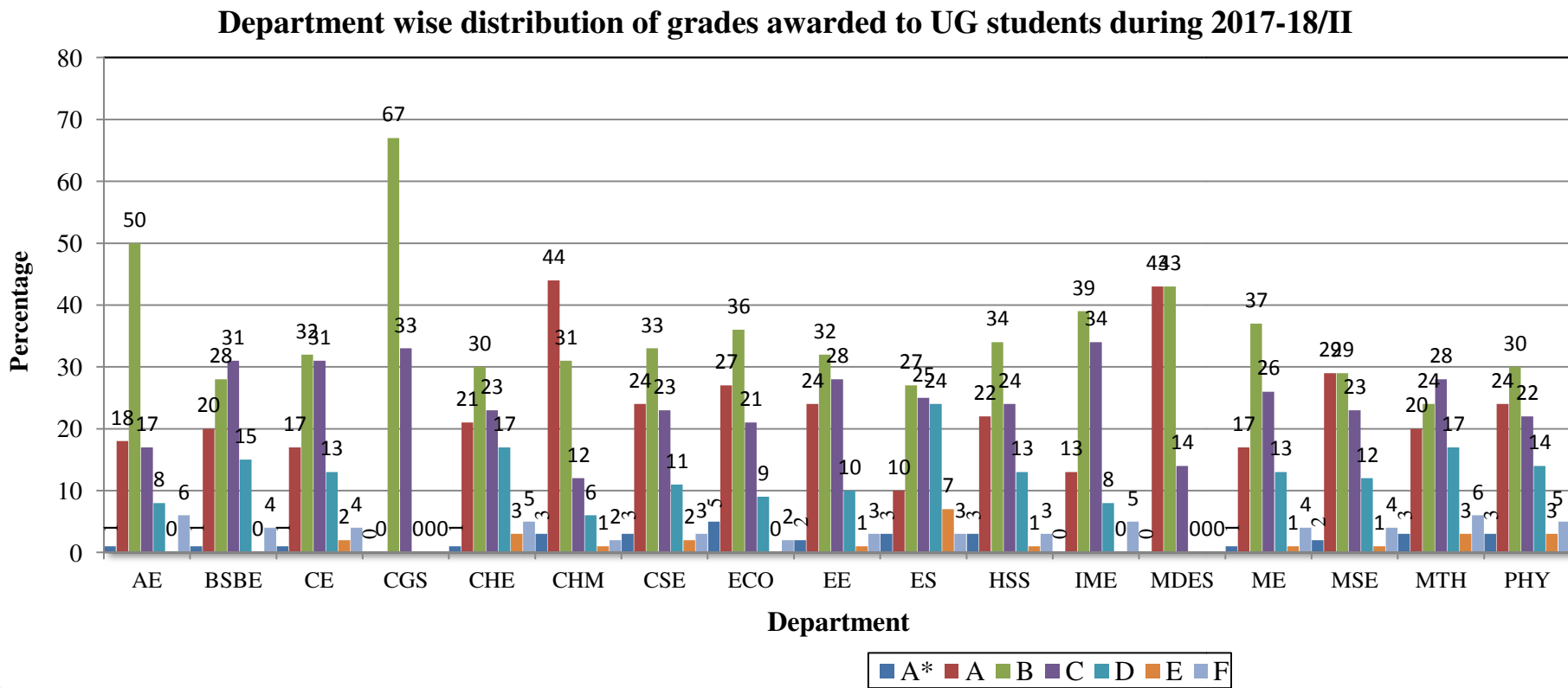


Figure 5: Distribution of all grades awarded to UG students

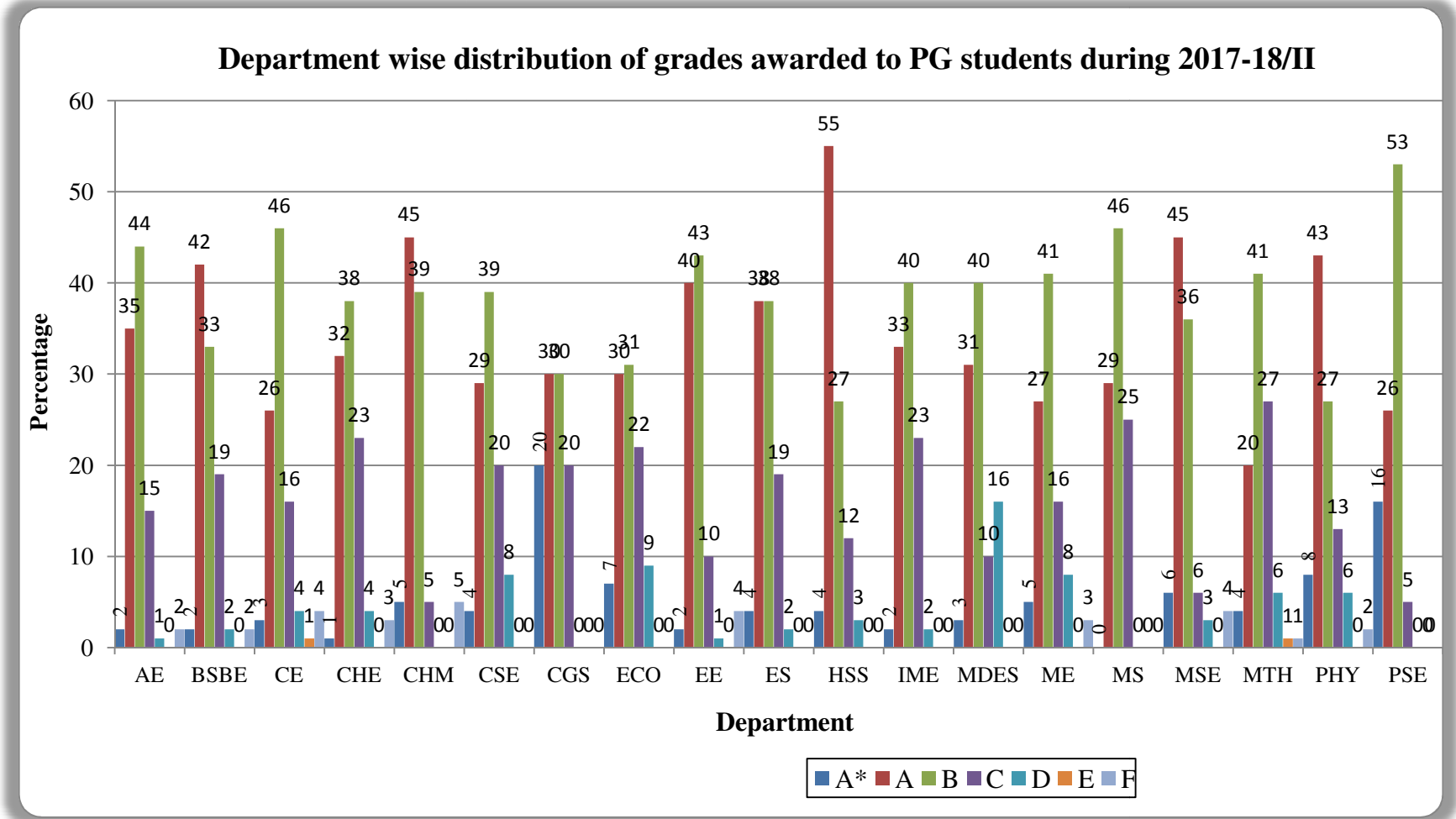


Figure 6: Distribution of all grades awarded to PG students

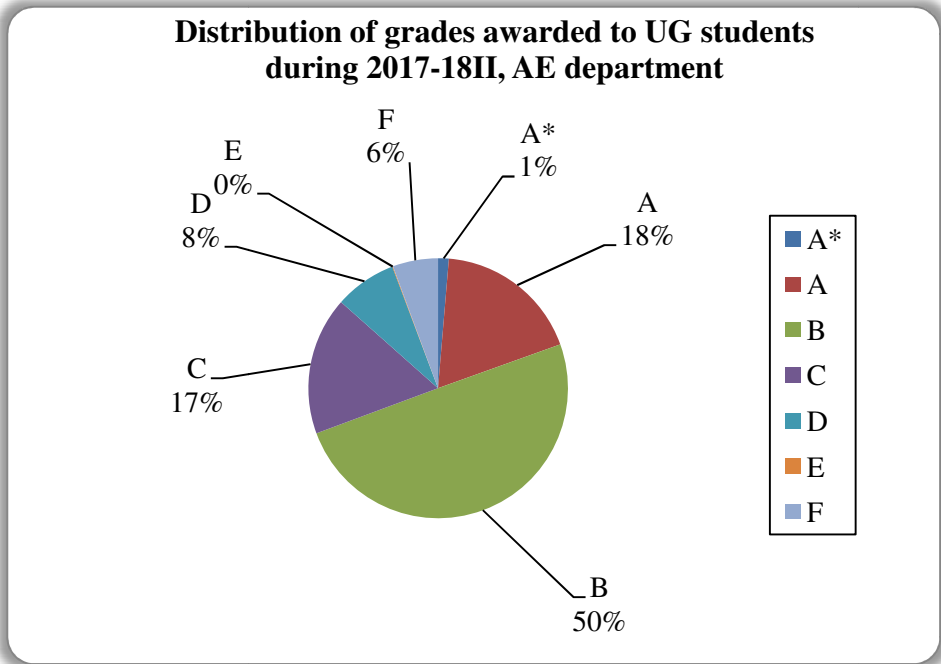


Figure 7

Data for course numbers: AE211A, AE251A, AE322A, AE341A, AE351A, AE361A, AE421A, AE462A, AE471A, AE472A, AE604A, AE608A, AE621A, AE625A, AE640A, AE641A, AE658A, AE660A, AE662A, AE666A, AE667A, AE675A, AE678A, AE681A, AE684A, AE694A, AE696A, TA101A

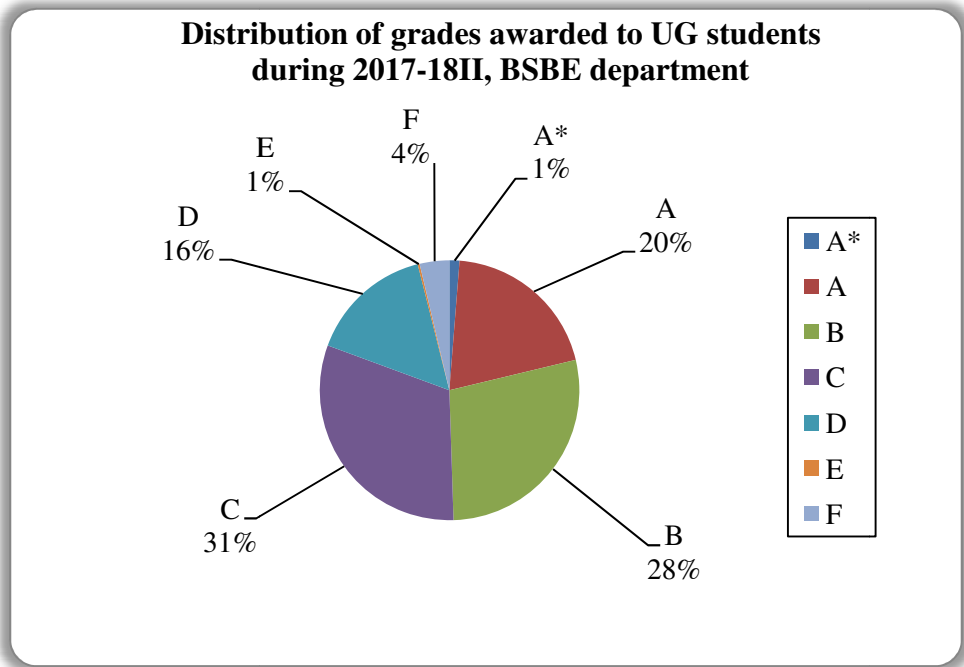


Figure 8

Data for course numbers: BSE221A, BSE222A, BSE223A, BSE321A, BSE322A, BSE399A, BSE421A, BSE499A, BSE612A, BSE615A, BSE616A, BSE652A, BSE653A, BSE654A, LIF101A

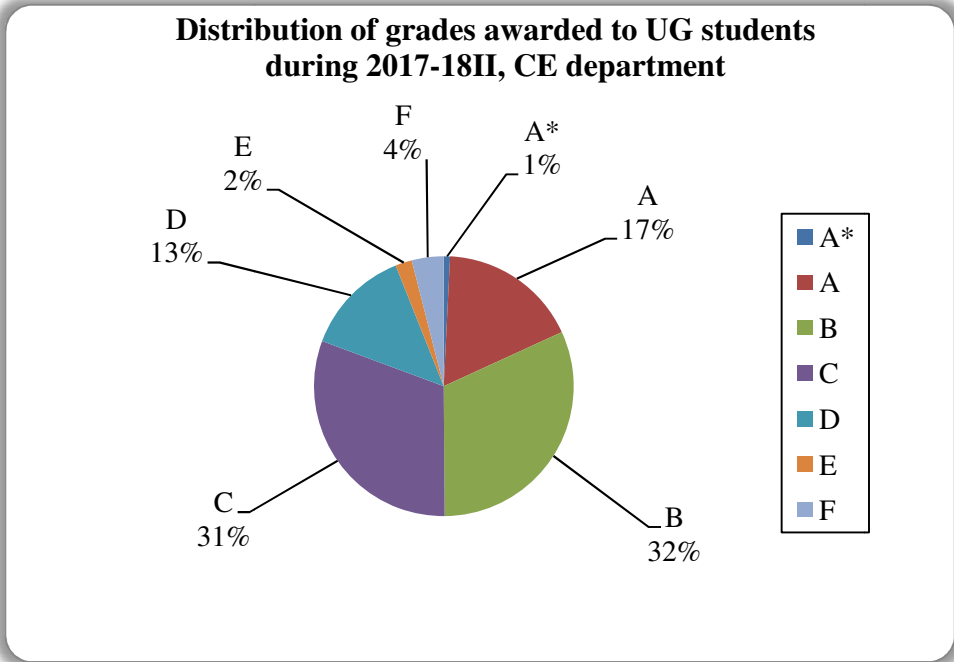


Figure 9

Data for course numbers: CE242A, CE262A, CE272A, CE332A, CE352A, CE372A, CE382A, CE412A, CE462A, CE491A, CE492A, CE617A, CE622A, CE623A, CE628A, CE629A, CE630A, CE632A, CE643B, CE645A, CE647A, CE669A, CE674A, CE685A, CE725A, CE731A, CE760A, CE762B, CE763A, CE764A, CE765B, CE766A, ESO202A

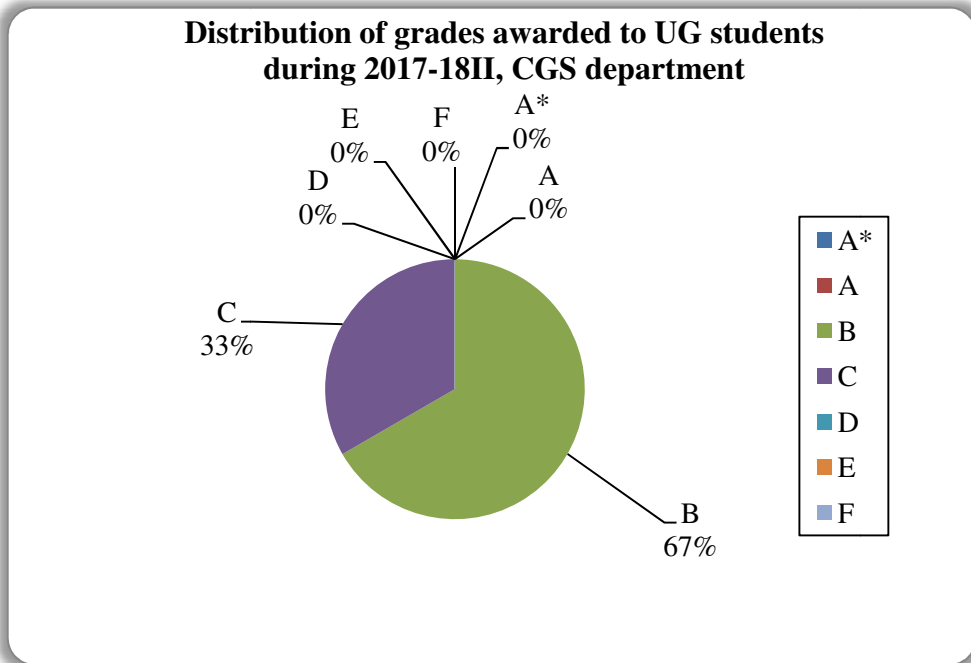


Figure 10

Data for course numbers: CGS603A

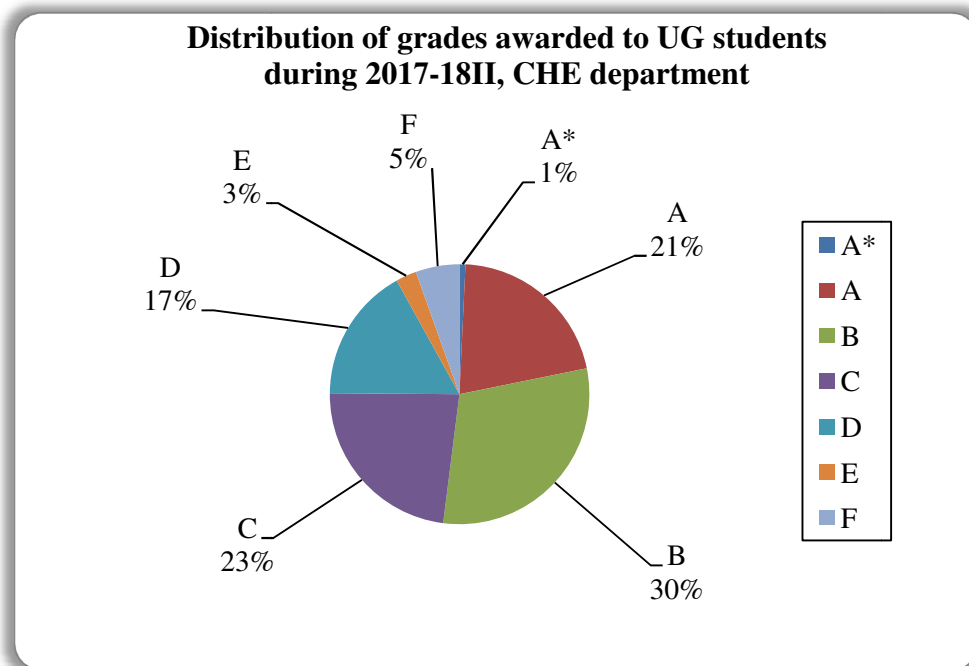


Figure 11

Data for course numbers: CHE211A, CHE221A, CHE261A, CHE331A, CHE381A, CHE391A, CHE398A, CHE463A, CHE497A, CHE611A, CHE621A, CHE623A, CHE626A, CHE633A, CHE642A, CHE659A, CHE677A, CHE679A, CHE681A, CHE688A, ESO201A

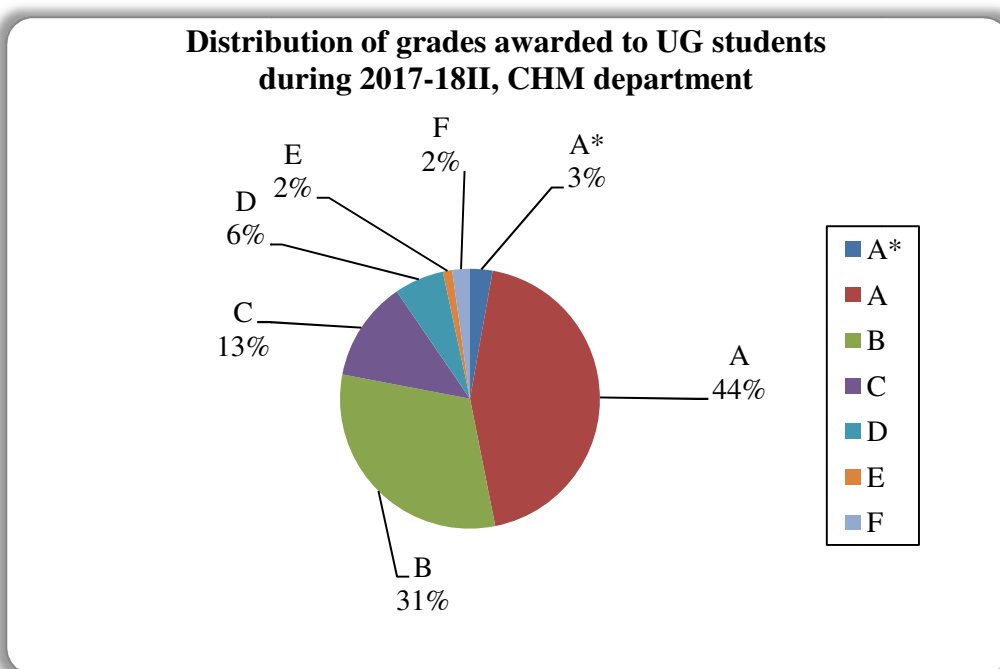


Figure 12

Data for course numbers : CHM101A, CHM102A, CHM202A, CHM222A, CHM242A, CHM322A, CHM342A, CHM344A, CHM392A, CHM402A, CHM443A, CHM481A, CHM492A, CHM602A, CHM612A, CHM631A, CHM636A, CHM646A, CHM650A, CHM651A, CHM655A, CHM684A, CHM695A, CHM698A, CHM700, CSO202A

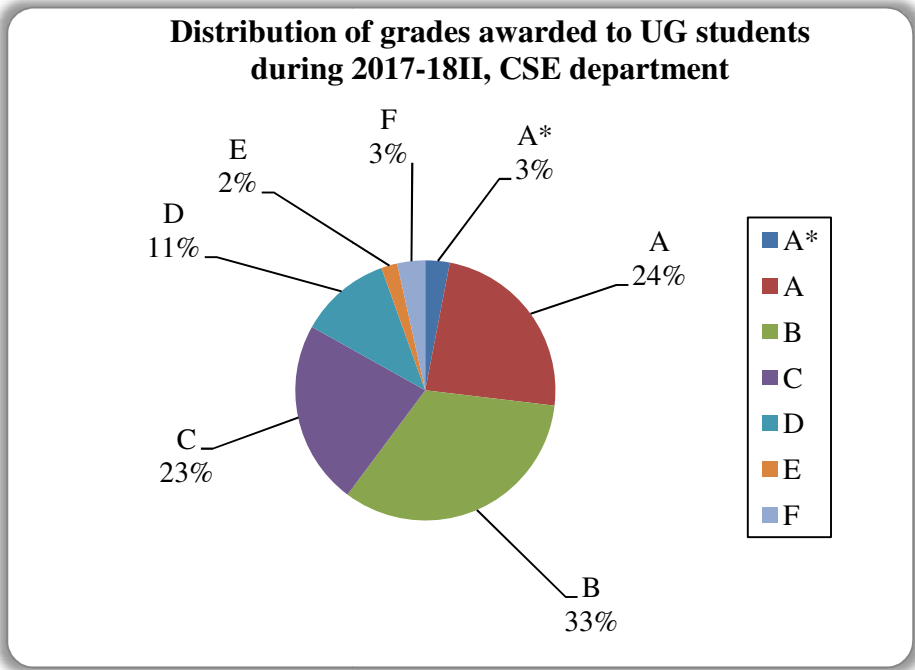


Figure 13

Data for course numbers: CS220A, CS251A, CS315A, CS335A, CS360A, CS396A, CS422A, CS499A, CS625A, CS628A, CS635A, CS641A, CS648A, CS653A, CS654A, CS656A, CS657A, CS663A, CS671A, CS698A, CS698B, CS698C, CS698E, CS698P, CS698X, CS750A, CS777A, CS786A, ESC101A, ESO207A

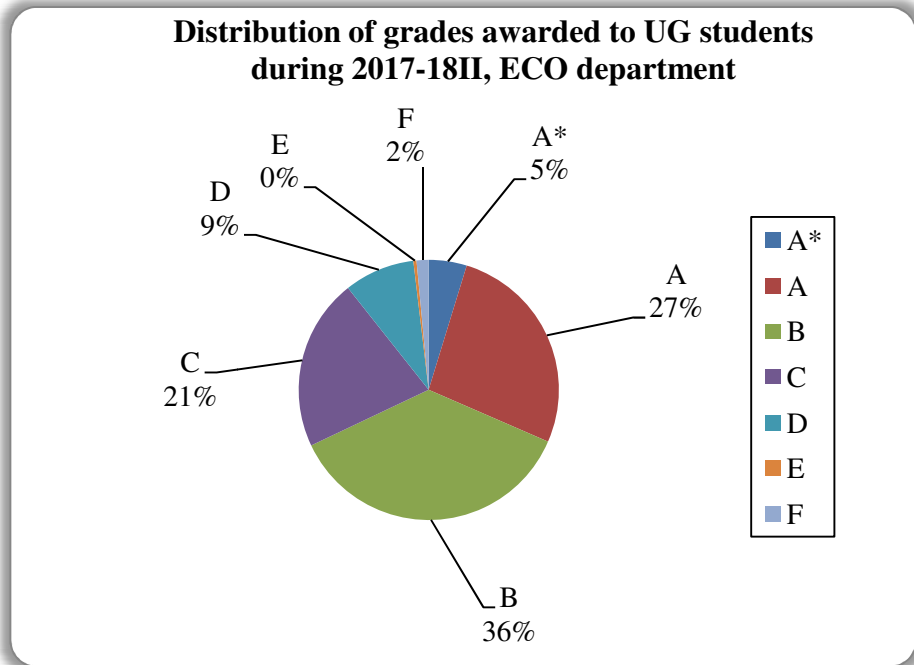


Figure 14

Data for course numbers: ECO221A, ECO261A, ECO311A, ECO342A, ECO399A, ECO407, ECO413A, ECO499A, ECO501A, ECO522A, ECO545A, ECO742A, ECO753A, ECO754A, HSO201A

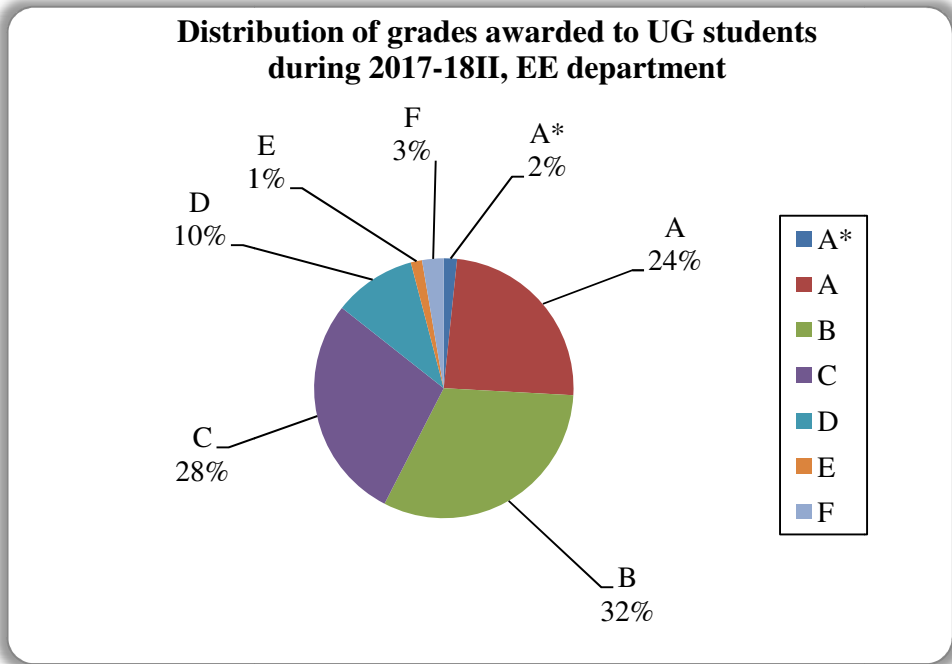


Figure 15

Data for course numbers: EE210A, EE250A, EE301A, EE311A, EE321A, EE340A, EE360A, EE381A, EE391A, EE392A, EE416A, EE491A, EE600A, EE609A, EE619A, EE623A, EE627A, EE629A, EE632A, EE639A, EE643A, EE658A, EE660A, EE665A, EE671A, EE677A, EE681A, EE698K, EE698L, EE698Q, EE698S, EE698T, ESC201A, ESO203A

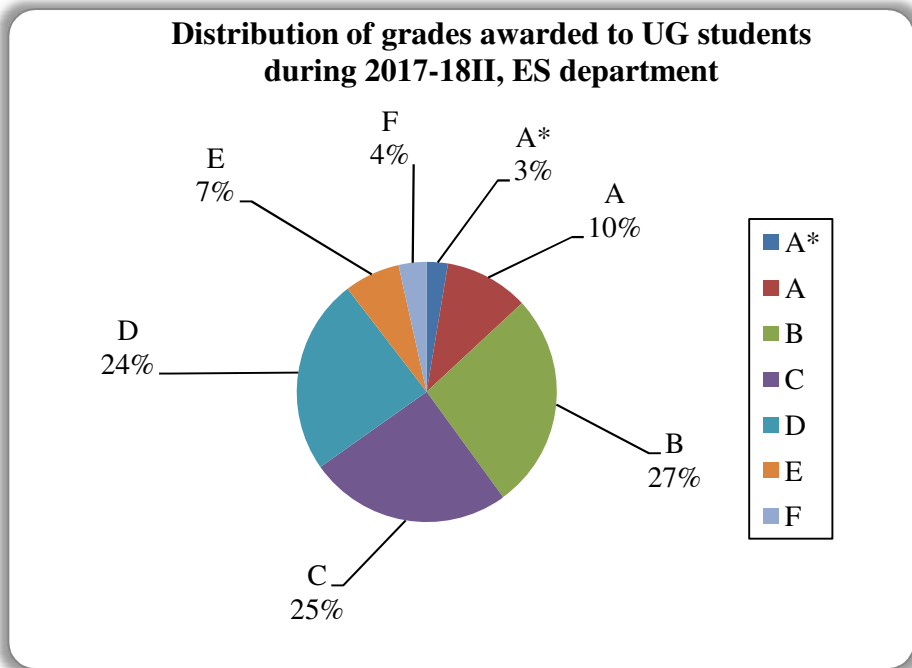


Figure 16

Data for course numbers: ES313A, ES314A, ES315A, ES647A, ES659A

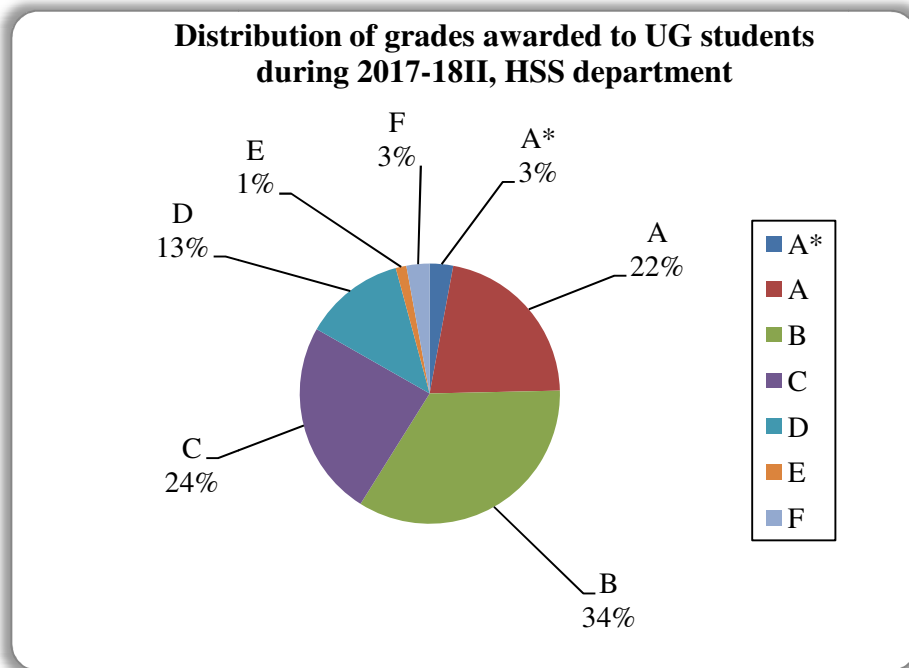


Figure 17

Data for course numbers: PHI447A, PHI450A, PHI455A, PSY152A, PSY451A, PSY454A, PSY499A, PSY772A, PSY790A, SOC171A, SOC470A, SOC473A, SOC479A, SOC481A

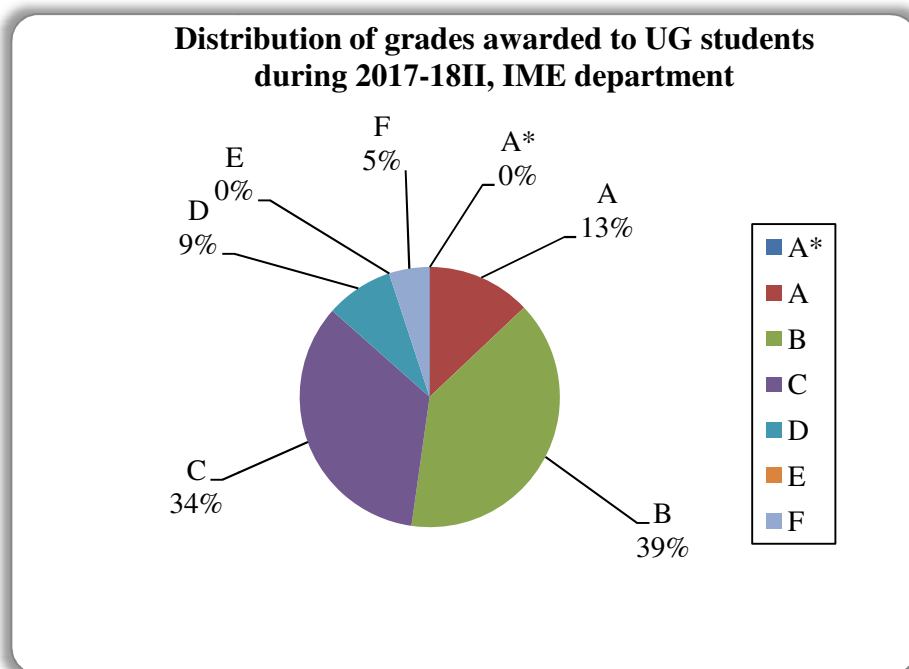


Figure 18

Data for course numbers: IME624A , IME625A, IME634A, IME637A, IME642A, IME671A, IME672A, MBA616A, MBA617A, MBA633A, MBA643A, MBA665A, MBA716A, MBA742A, MBA,747A

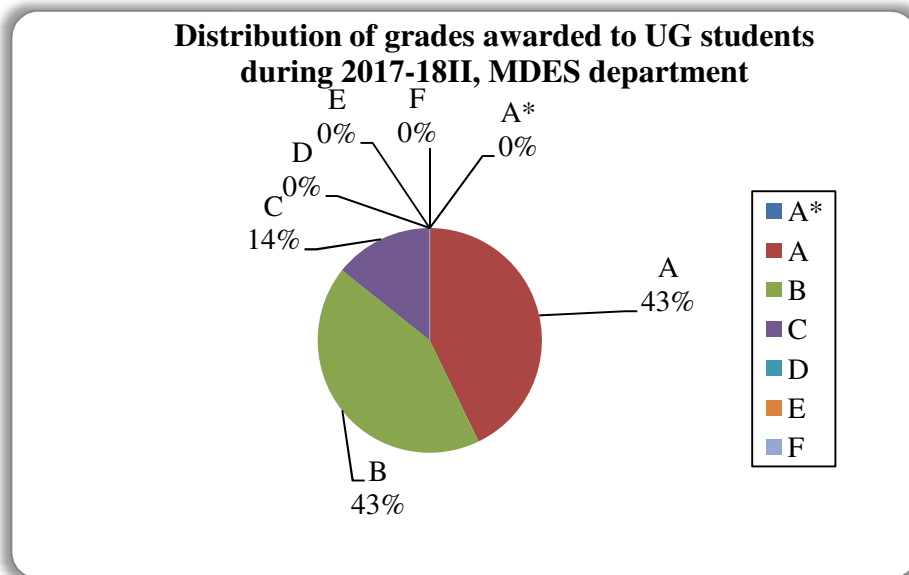


Figure 19
Data for course numbers: DES603A, DES623A

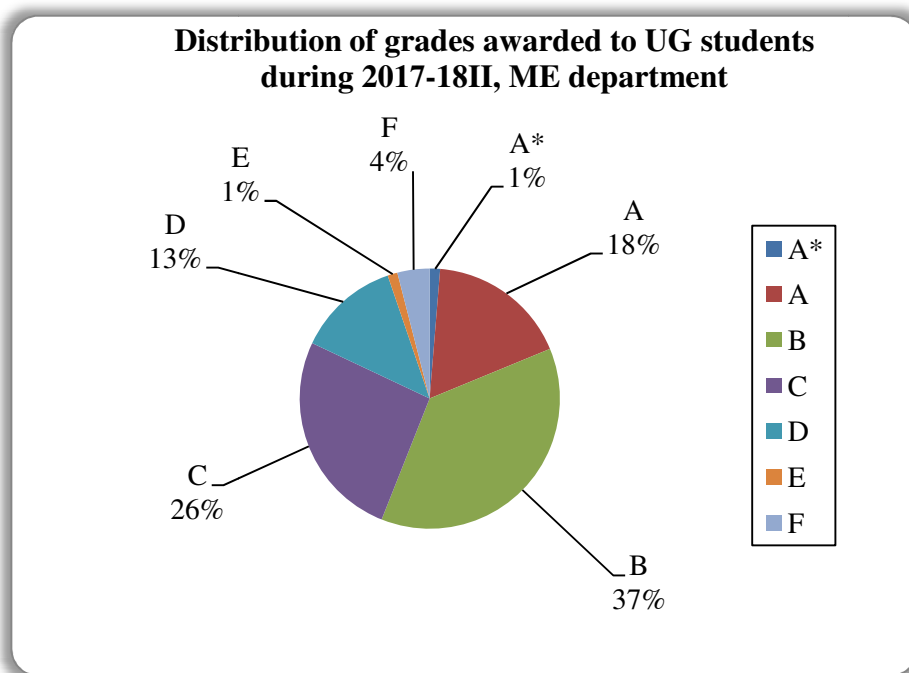


Figure 20
Data for course numbers: IDC603A, ME222A, ME231A, ME341A, ME351A, ME354A, ME401A, ME451A, ME452A, ME461A, ME498A, ME622A, ME623A, ME627A, ME630A, ME632A, ME642A, ME645A, ME649A, ME664A, ME673A, ME698E, ME701A, ME730A, ME741A, ME751A, ME752A, ME757A, ME763A, ME766A, ME771A, ME778A, TA202A, NT602A

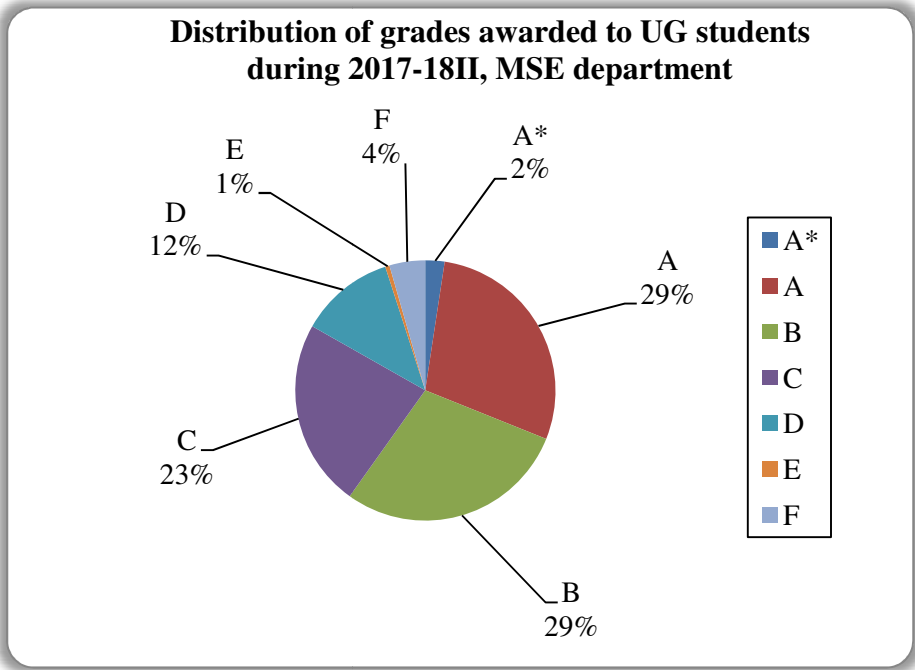


Figure 21

Data for course numbers: MSE202A, MSE203A, MSE204A, MSE304A, MSE305A, MSE312A, MSE314A, MSE315A, MSE349A, MSE398A, MSE421A, MSE449A, MSE497A, MSE604A, MSE624A, MSE631A, MSE638A, MSE639A, MSE648A, MSE650A, MSE667A, MSE676A, TA201A

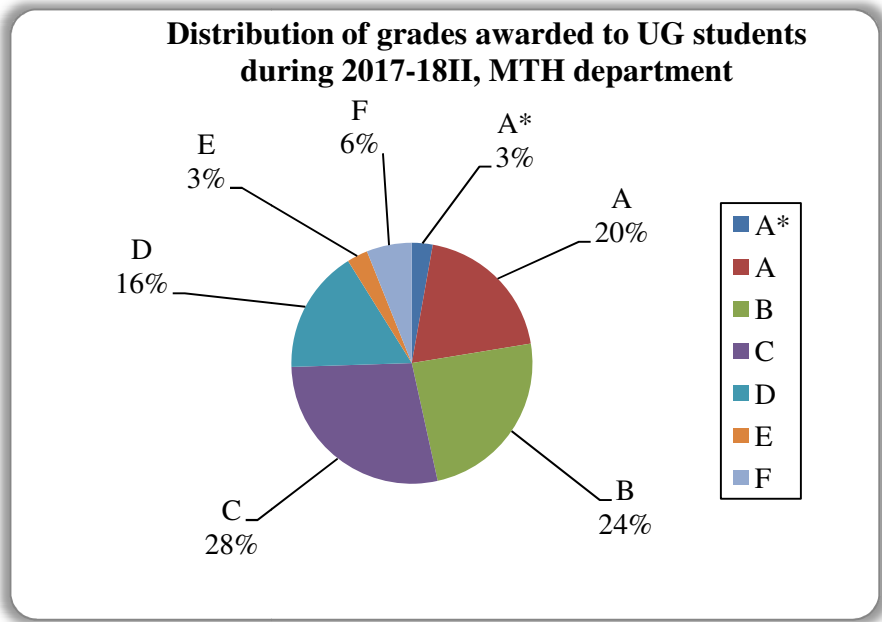


Figure 22

Data for course numbers: MSO201A, MTH711A, MTH101A, MTH102A, MTH204A, MTH301A, MTH304A, MTH308A, MTH308B, MTH309A, MTH392A, MTH393A, MTH394A, MTH404A, MTH416A, MTH418A, MTH421A, MTH424A, MTH511A, MTH513A, MTH514A, MTH516A, MTH598A, MTH599A, MTH611A, MTH621A, MTH628A, MTH631A, MTH648A, MTH649A, MTH653A, MTH654A, MTH661A, MTH668A, MTH701A, MTH732A, MTH759A

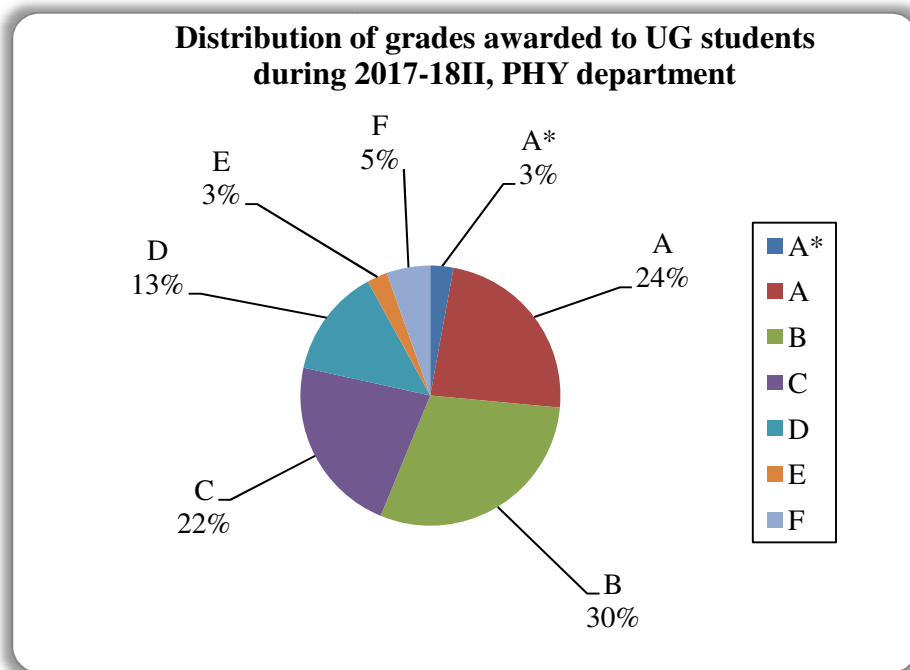


Figure 23

Data for course numbers:

PHY101A, PHY102A, PHY103A, PHY210A, PHY226B, PHY301A, PHY307A, PHY412A, PHY422A, PHY432A, PHY461A, PHY462A, PHY473A, PHY500A, PHY502A, PHY524A, PHY526A, PHY553A, PHY557A, PHY566A, PHY568A, PHY599A, PHY602A, PHY606A, PHY680A, PHY682A, PHY690M, PHY690N, PHY690R, PHY690V, PHY781A, PSO201A

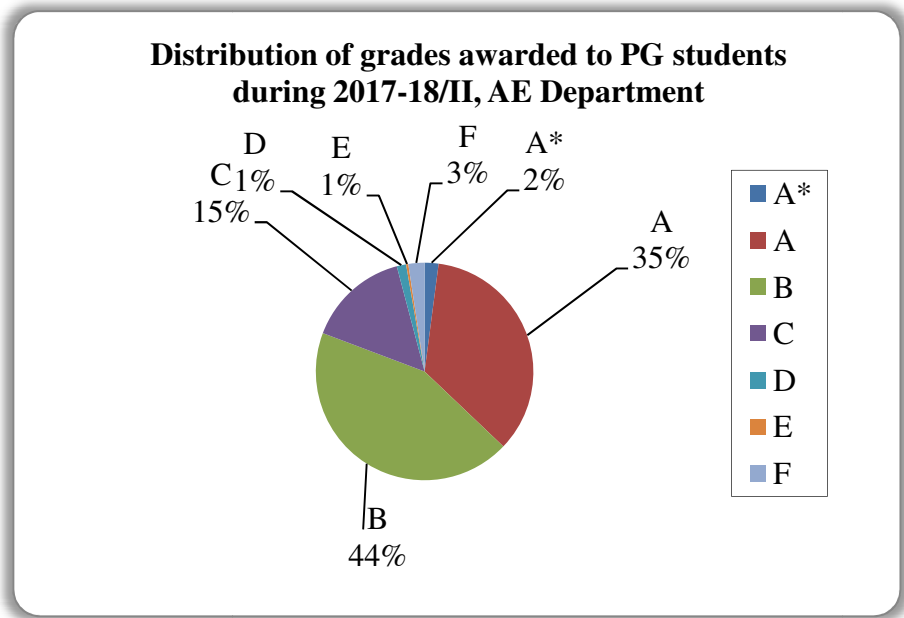


Figure 24

Data for course numbers: AE341A, AE604A, AE608A, AE612A, AE621A, AE625A, AE640A, AE641A, AE648A, AE658A, AE660A, AE662A, AE666A, AE667A, AE675A, AE678A, AE681A, AE684A, AE687A, AE693A, AE694A, AE696A, AE698A

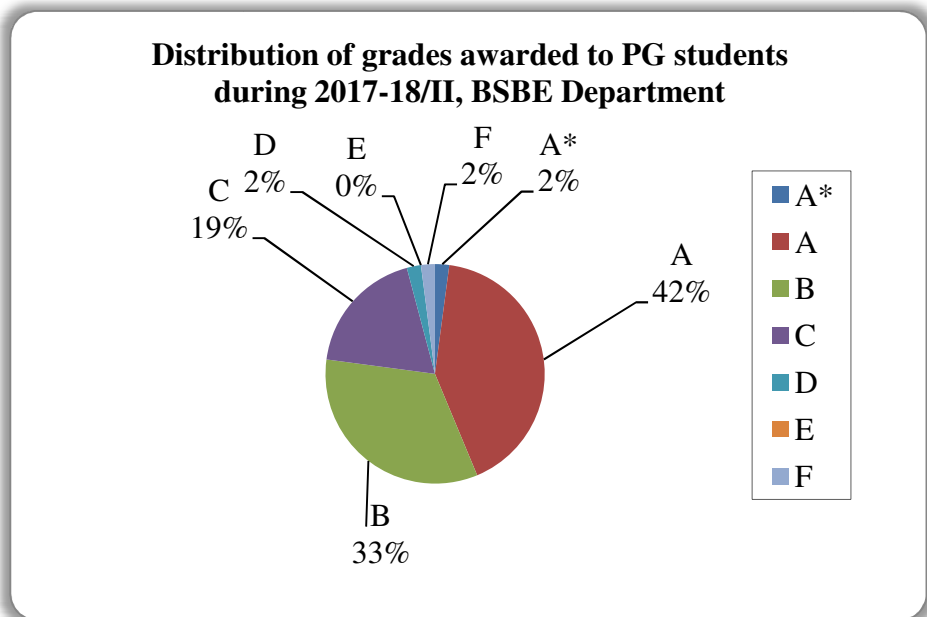


Figure 25

Data for course numbers: BSE612A, BSE614A, BSE615A, BSE616A, BSE633A, BSE652A, BSE653A, BSE654A, BSE702A

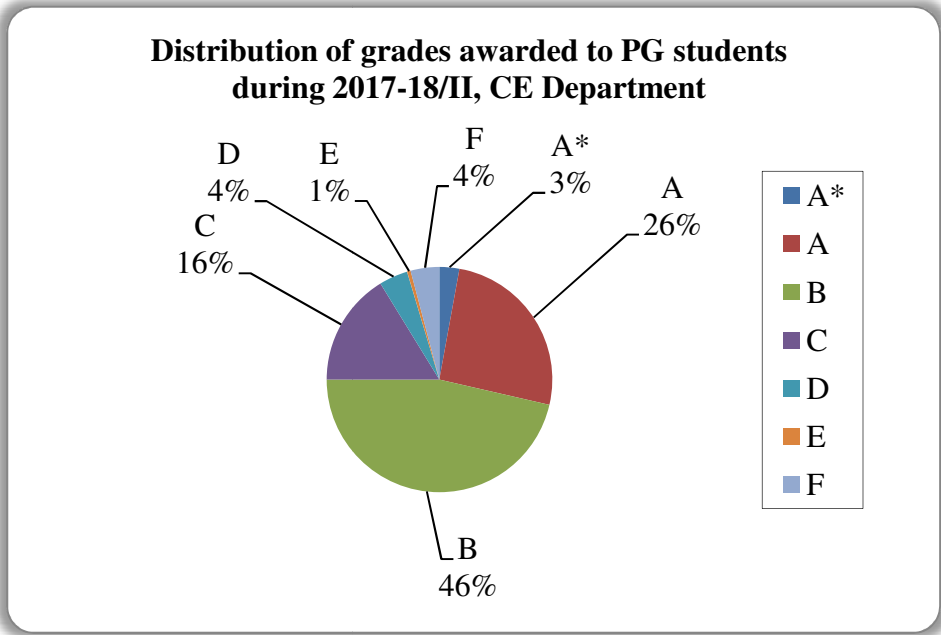


Figure 26

Data for course numbers: CE352A, CE372A, CE412A, CE462A, CE491A, CE612A, CE613A, CE615A, CE617A, CE622A, CE623A, CE628A, CE629A, CE630A, CE632A, CE642A, CE643B, CE645A, CE647A, CE667A, CE668A, CE669A, CE672A, CE673A, CE674A, CE684B, CE685A, CE725A, CE731A, CE760A, CE762B, CE763A, CE764A, CE765B, CE766A, CE767B, CE780A, CE791A, CE792A, CE793A, CE794A

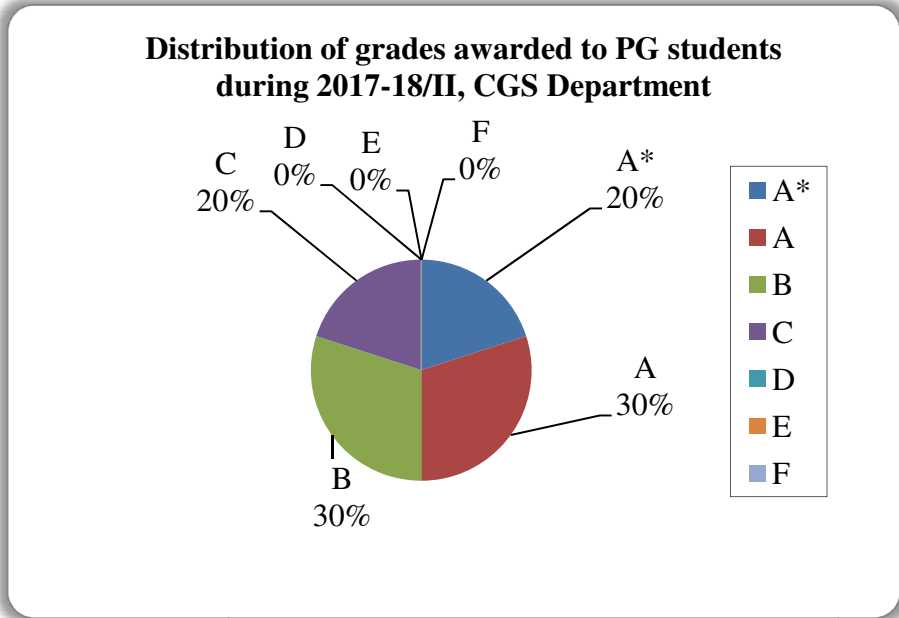


Figure 27

Data for course numbers: CGS603A, CGS702A

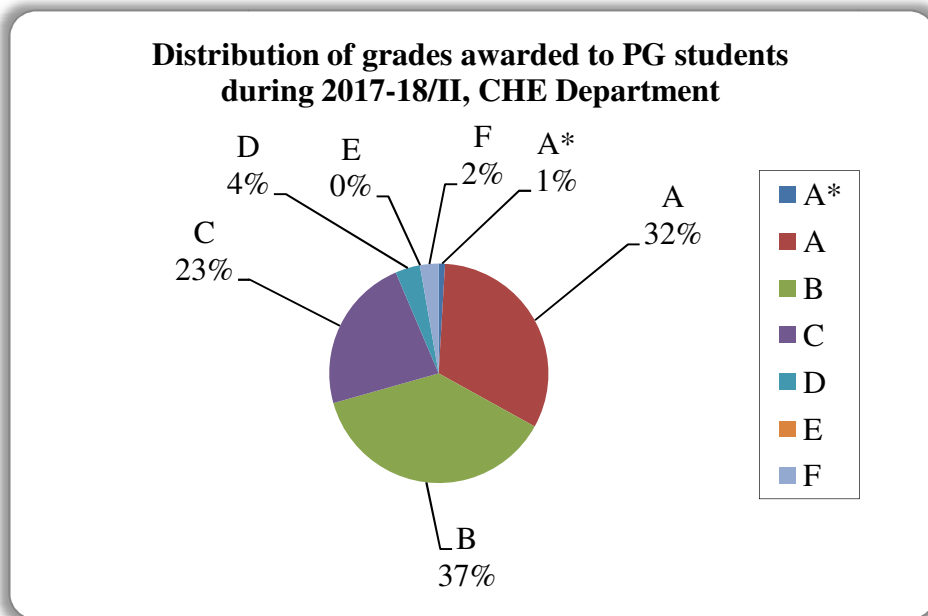


Figure 28

Data for course numbers: CHE611A, CHE621A, CHE626A, CHE633A, CHE642A, CHE646A, CHE659A, CHE677A, CHE679A, CHE681A, CHE688A

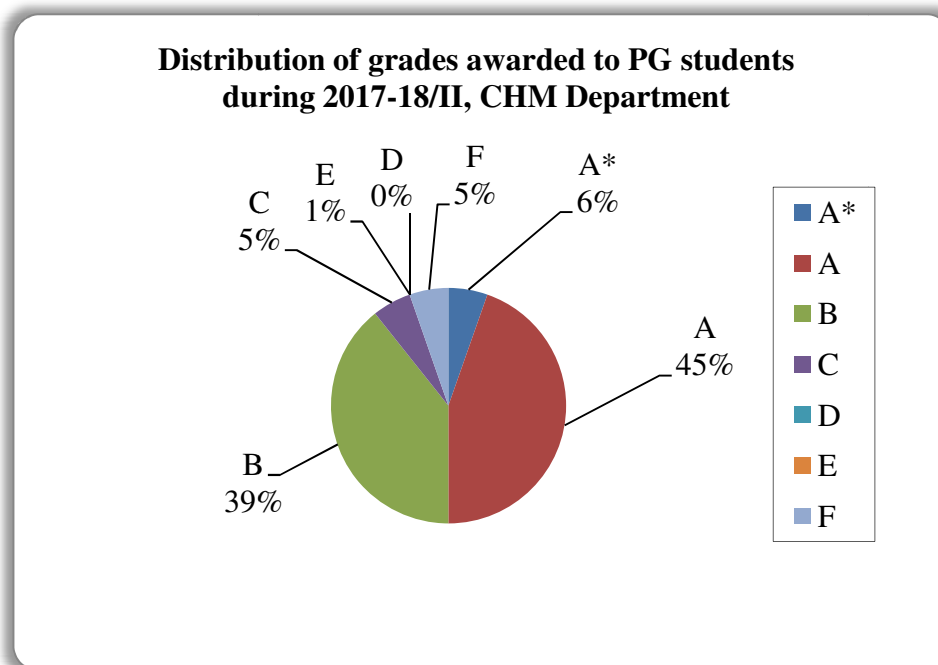


Figure 29

Data is for course numbers: CHM443A, CHM599, CHM602A, CHM612A, CHM631A, CHM636A, CHM646A, CHM650A, CHM651A, CHM655A, CHM684A, CHM695A, CHM698A

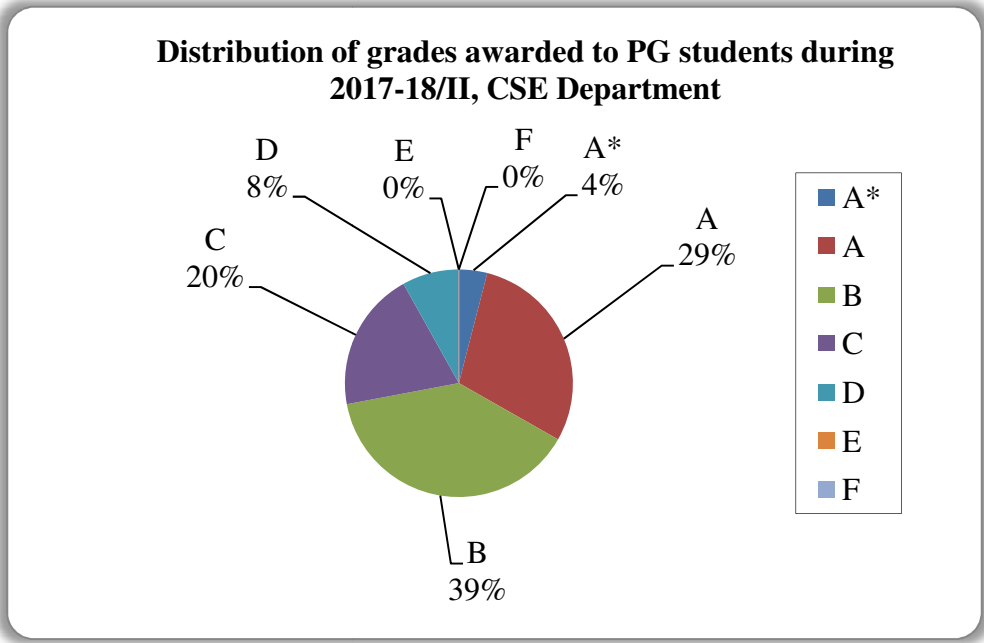


Figure 30

Data for course numbers: CS602A, CS625A, CS628A, CS635A, CS641A, CS648A, CS653A, CS654A, CS656A, CS657A, CS663A, CS671A, CS698A, CS698B, CS698C, CS698E, CS698P, CS698X, CS777A, CS786A

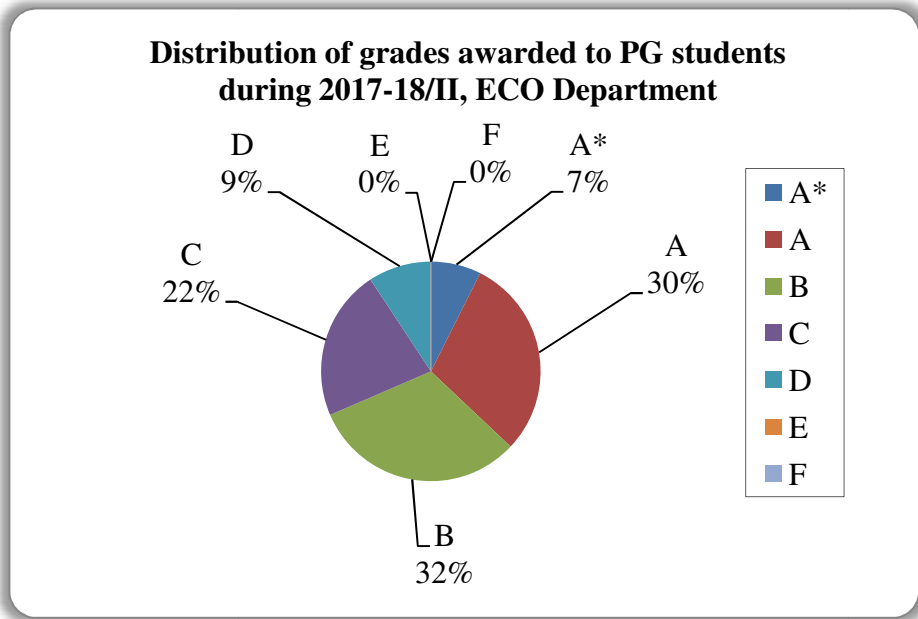


Figure 31

Data for course numbers: ECO522A, ECO545A, ECO742A, ECO751A, ECO753A, ECO754A, ECO761A,

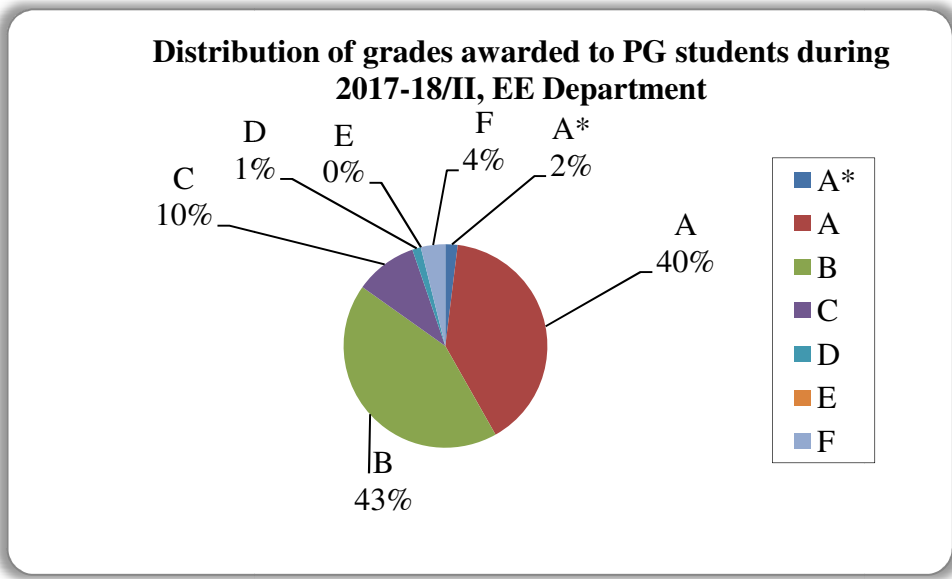


Figure 32

Data for course numbers EE250A, EE301A, EE360A, EE392A, EE600A, EE609A, EE619A, EE623A, EE627A, EE629A, EE632A, EE633A, EE636A, EE638A, EE639A, EE643A, EE644A, EE648A, EE649A, EE658A, EE660A, EE662A, EE665A, EE671A, EE677A, EE681A, EE698K, EE698L, EE698P, EE698Q, EE698R, EE698S, EE698T

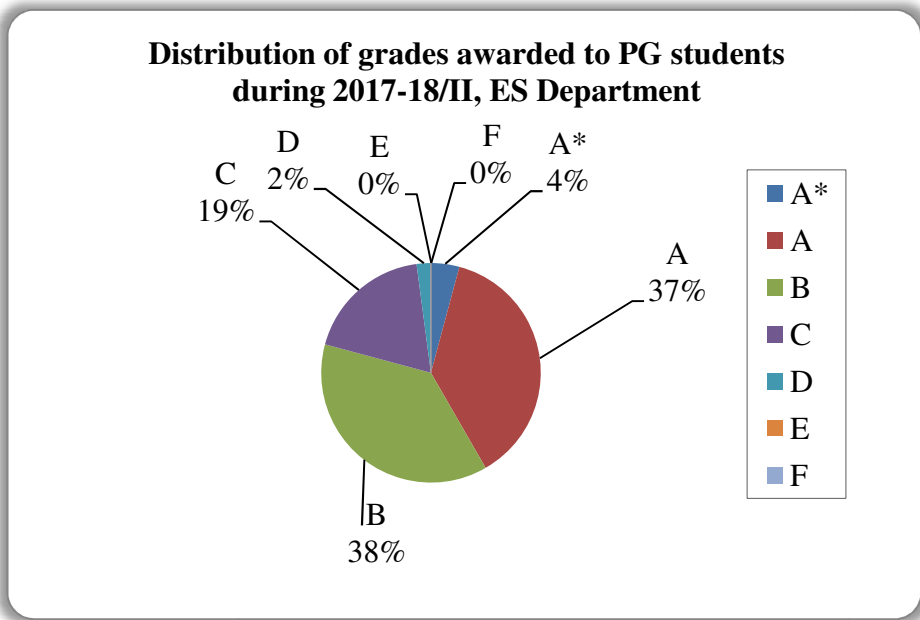


Figure 33

Data for course numbers: ES656A, ES657A, ES659A, ES660A

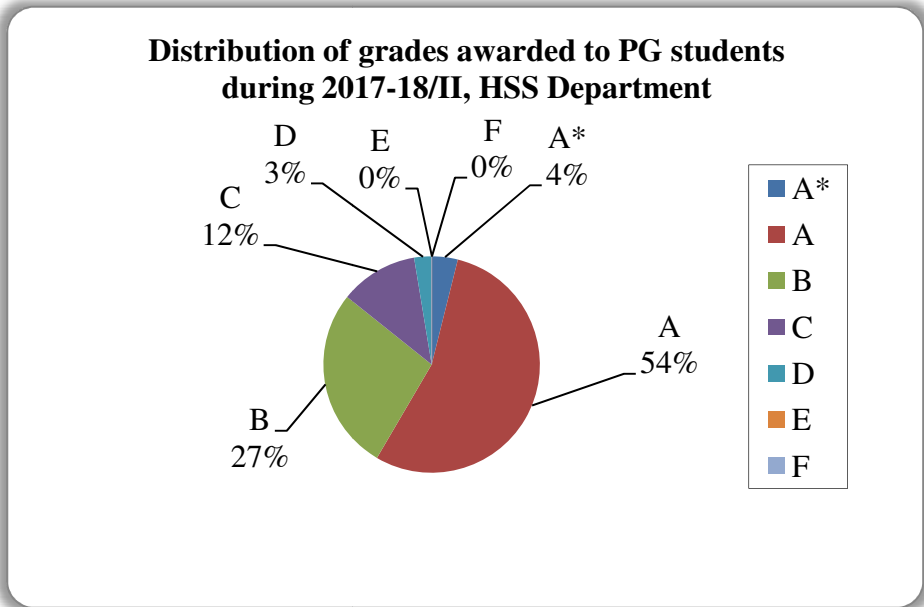


Figure 34

Data for course numbers: ENG716A, ENG717A, ENG743A, ENG748A, ENG750A, ENG751A, ENG763A, PSY454A, PSY499A, PSY772A, PSY775A, PSY776A, PSY790A, SOC479A, SOC720A, SOC732A, SOC746A, SOC754A, ART401A, ART402A, ART703A, ART709A,

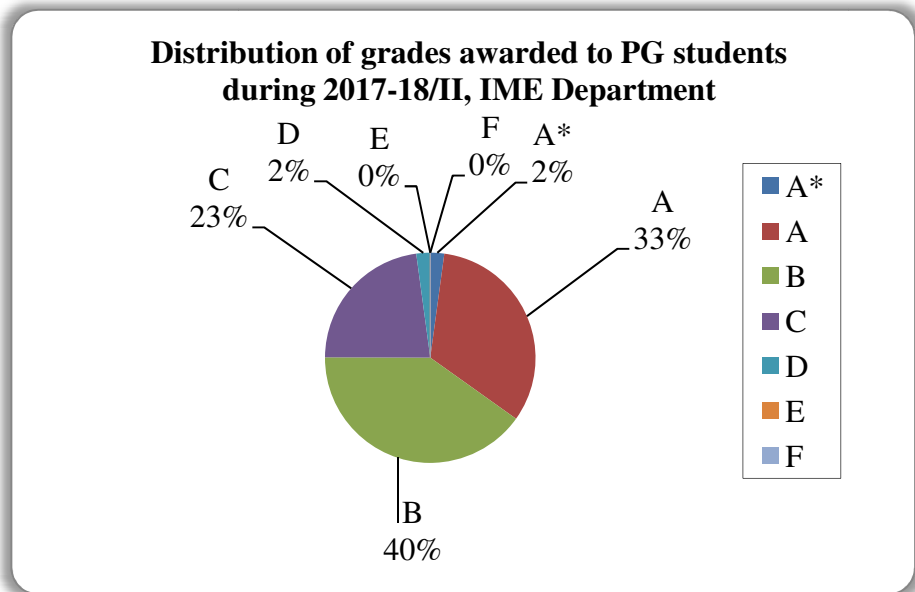


Figure 35

Data for course numbers: MBA616A, MBA617A, MBA633A, MBA643A, MBA652A, MBA661A, MBA665A, MBA702A, MBA703A, MBA704A, MBA716A, MBA732A, MBA742A, MBA747A, MBA771A, MBA775A, MBA782A,

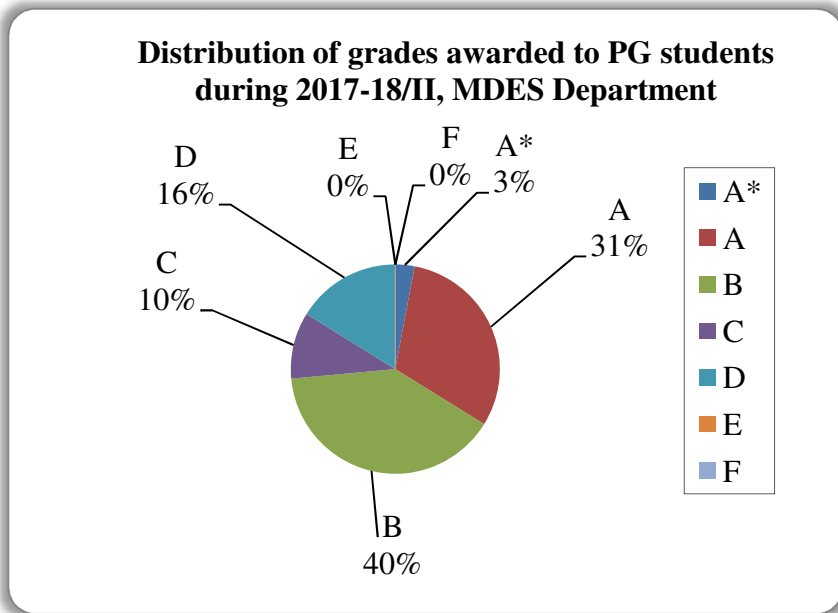


Figure 36

Data for course numbers: DES601A, DES603A, DES623A, DES681A, DES682A

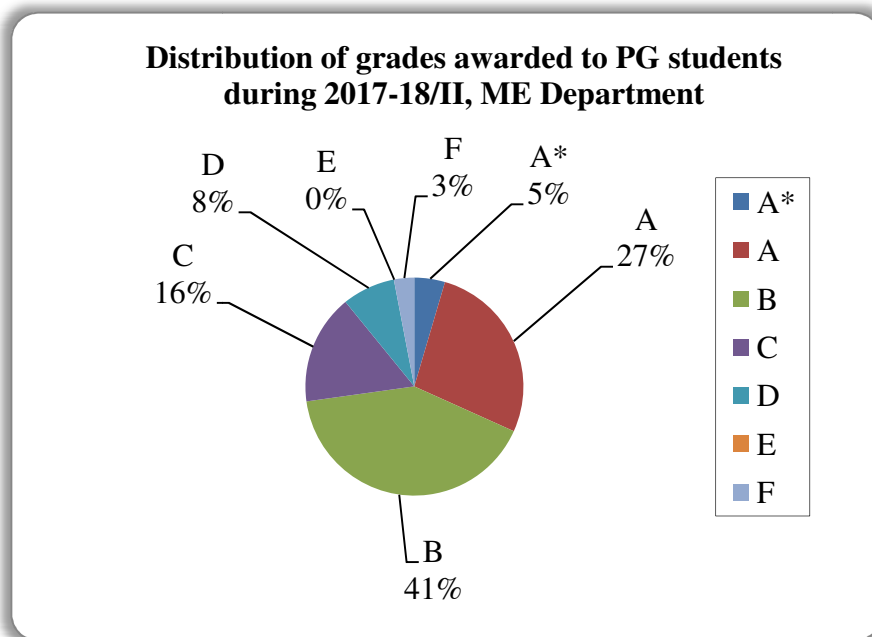


Figure 37

Data for course numbers: NT602A, IDC603A, ME622A, ME623A, ME627A, ME630A, ME632A, ME642A, ME645A, ME649A, ME663A, ME664A, ME673A, ME698E, ME698F, ME698L, ME701A, ME723A, ME730A, ME741A, ME745A, ME751A, ME752A, ME757A, ME763A, ME766A, ME771A, ME778A

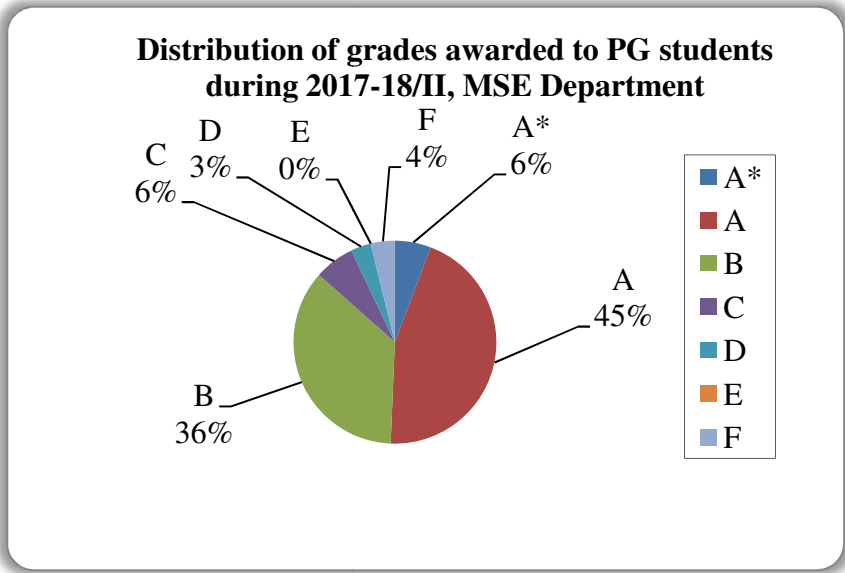


Figure 38

Data for course numbers: MSE421A, MSE604A, MSE616A, MSE617A, MSE624A, MSE631A, MSE638A, MSE639A, MSE648A, MSE650A, MSE667A, MSE676A

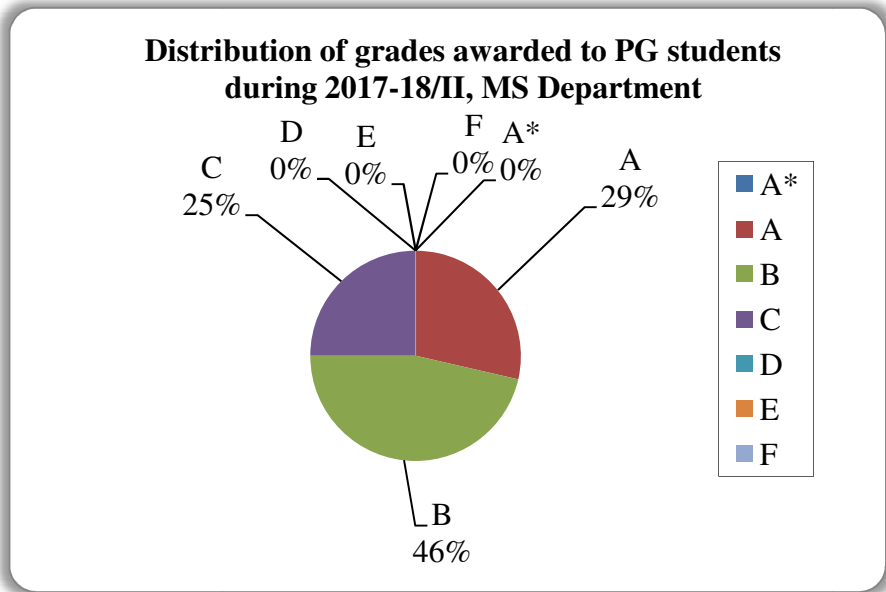


Figure 39

Data for course numbers: MS604A, MS605A

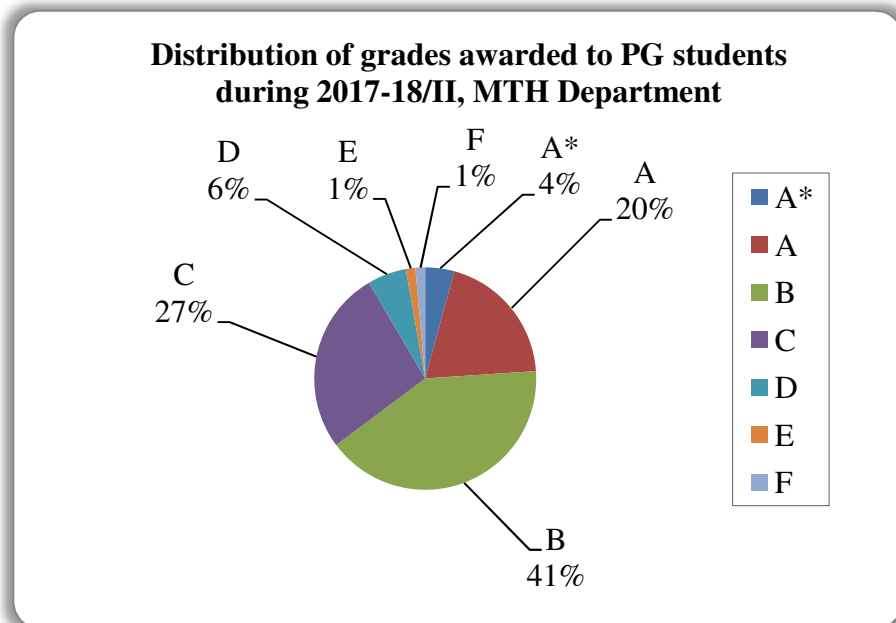


Figure 40

Data for course numbers: MTH308A, MTH416A, MTH418A, MTH511A, MTH513A, MTH514A, MTH628A, MTH631A, MTH649A, MTH652A, MTH653A, MTH668A, MTH697A, MTH698A, MTH699A, MTH711A, MTH732A, MTH751A, MTH752A, MTH759A,

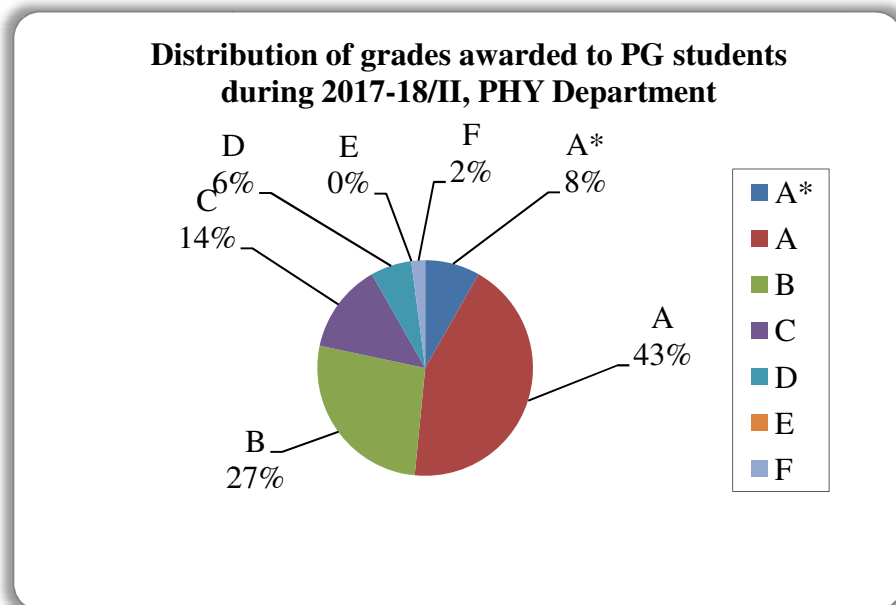


Figure 41

Data for course numbers: PHY301A, PHY422A, PHY526A, PHY553A, PHY566A, PHY568A, PHY602A, PHY604A, PHY606A, PHY680A, PHY682A, PHY690M, PHY690N, PHY690R, PHY690V, PHY699A, PHY781A,

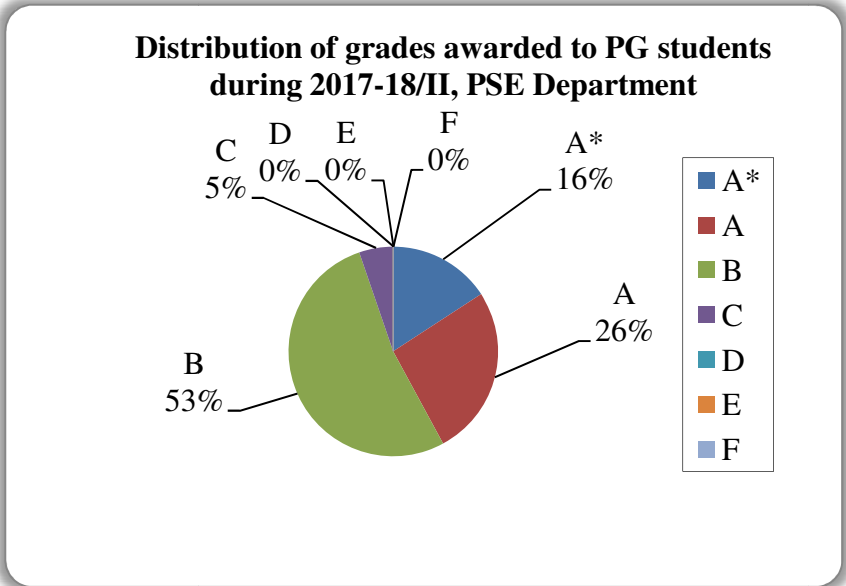


Figure 42

Data for course numbers: PSE604A, PSE605A

Annexure – 1

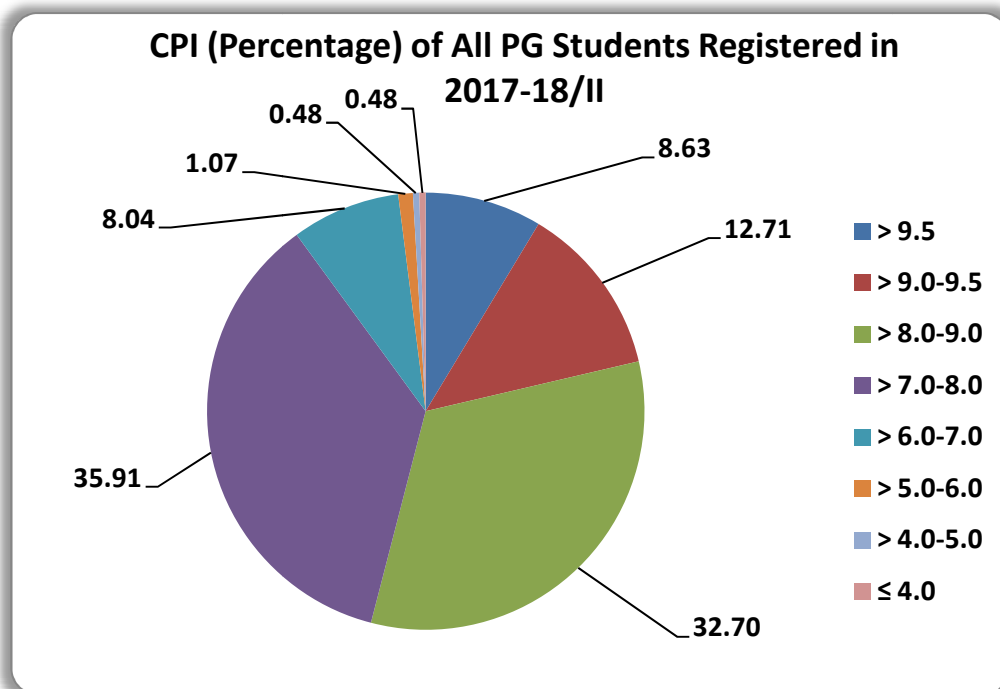
Average grade awarded to students across the Institute in 2017-18/II

Category of Students	% of Students with different grades							Average Grade (out of 10.0)
	A*	A	B	C	D	E	F	
All UG students (including core courses)	2	24	32	24	12	2	4	7.1
UG students, in Core courses only	2	25	33	23	12	2	3	7.2
All PG Students	3	34	41	16	4	0	2	8.0

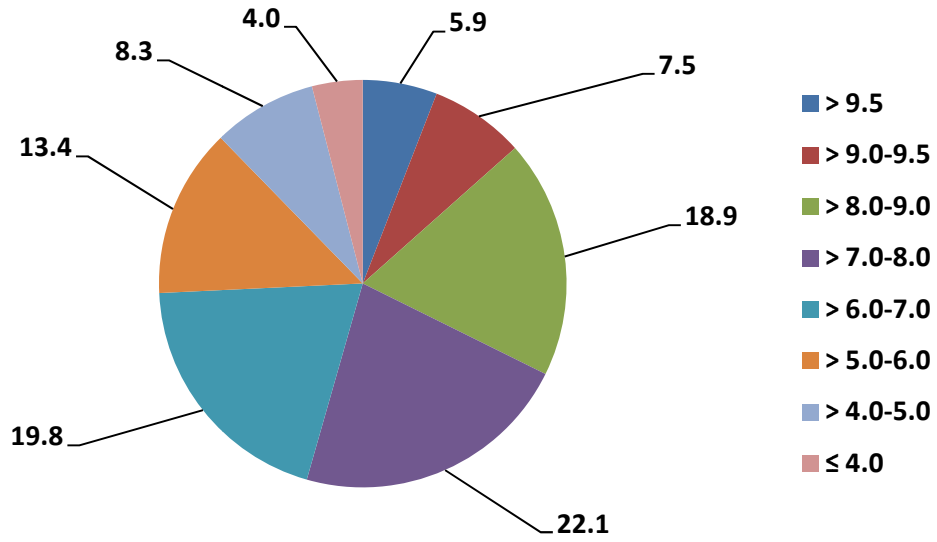
Annexure – 2

Cumulative Performance Index (CPI) Statistics of All Registered Students in 2017-18/II

Program	Total No.	> 9.5	> 9.0-9.5	> 8.0-9.0	> 7.0-8.0	> 6.0-7.0	> 5.0-6.0	> 4.0-5.0	≤ 4.0
PG	2526	218 (8.6%)	321 (12.7%)	826 (32.7%)	907 (35.9%)	203 (8.0%)	27 (1.1%)	12 (0.5%)	12 (0.5%)
UG	3993	236 (5.9%)	300 (7.5%)	754 (18.9%)	883 (22.1%)	792 (19.8%)	537 (13.4%)	331 (8.3%)	160 (4.0%)
CORE COURSES (UG)	980	72 (7.3%)	63 (6.4%)	169 (17.2%)	200 (20.4%)	203 (20.7%)	125 (12.8%)	96 (9.8%)	52 (5.3%)



CPI (Percentage) of All UG Students Registered in 2017-18/II



CPI (Percentage) of All CORE COURSES (UG) Students Registered in 2017-18/II

