

How to Pay the FEES using SBI Collect

Step 1: Click on “Educational Institutions”

The screenshot displays the SBI Collect website interface. At the top left is the SBI logo, and at the top right is the text 'SB Collect'. Below the logo is a navigation menu with links for 'HOME', 'TRANSACTION HISTORY', 'FAQ'S', and 'CUSTOMER SUPPORT'. The main content area features a purple header with the text 'STATE BANK COLLECT'. Below this header, there are six payment categories, each marked with a yellow checkmark: 'Payments for Services to Corporates, Government and Public Sector Undertakings', 'Donations to charitable & religious institutions', 'Local taxes I tax', 'Payment of fees to educational institutions, hospitals and municipal corporations', 'All Payments related to merchants, industry and commercial services', and 'Pay using Ne Cards, UPI'. A search bar is located below the categories, with the placeholder text 'Search by institution / organisation name (Enter minimum 4 characters)'. Below the search bar, there is a 'Select Category' section with six icons representing different categories: 'Educational Institutions', 'Religious/Charitable Institutions', 'Municipal Corporations', and three other categories represented by icons of a hospital, an industrial building, and a person with a magnifying glass.

Step 2: Select “Indian Institute of Technology Kanpur” in Educational Institution

The screenshot shows the SBI Collect website interface. At the top, there is a navigation bar with the SBI logo and the text "SB Collect". Below this, a menu includes "HOME", "TRANSACTION HISTORY", "FAQ'S", and "CUSTOMER SUPPORT". A "Payment Progress" section features a horizontal flow diagram with three steps: "Select Payee" (the first step, which is active and highlighted with a blue circle), "Enter Payment Details", and "Verify Payment Details".

The "Select Payee" section is expanded, showing the category "Educational Institutions". A search input field contains the text "Indian Institute of Technology Kanpur". Below the search field, a blue bar is labeled "Name of Educational Institutions". A list of results is shown, with "INDIAN INSTITUTE OF TECHNOLOGY, KANPUR" highlighted in blue. At the bottom of the list, it says "Showing 1 to 1 of 1 entries (filtered from 6,973 total entries)". A pagination control shows a single page "1" between left and right arrows.

Step 3: Select "CDTE WORKSHOPS" in Payment Category

← → ↻ <https://www.onlinesbi.sbi/sbicollect/collecthome.htm?corpID=314456>

SBI SB Collect

[HOME](#) [TRANSACTION HISTORY](#) [FAQ'S](#) [CUSTOMER SUPPORT](#)

Payment Progress

Select Payee → Enter Payment Details → Verify Payment Details

INDIAN INSTITUTE OF TECHNOLOGY, KANPUR | G T ROAD, KALYANPUR , , KANPUR-208016

Enter Payment Details

Payment Category*:


 Outreach Activities (OOA)

Back

Step 4: Complete the form

Payment Progress

Select Payee → Enter Payment Details → Verify Payment Details → Complete Payment

 **INDIAN INSTITUTE OF TECHNOLOGY, KANPUR** | G T ROAD, KALYANPUR , , KANPUR-208016

Enter Payment Details

Payment Category* Outreach Activities (OOA) ▾

COURSE CODE * _____

COURSE TITLE * _____

COURSE DURATION FROM * _____

COURSE DURATION TO * _____

PARTICIPANT CATEGORY * -Select PARTICIPANT CATEGORY- ▾

NAME OF PARTICIPANT * _____

NAME OF INSTITUTE/ ORGANISATION * _____

EMAIL ID * _____

← → ↻ <https://www.onlinesbi.sbi/sbicollect/payment/listcategory.htm> ☆ 📄

MOBILE NO * _____


COURSE FEE * _____

Remarks : _____

• PLEASE MENTION THE RECEIPT NO FOR FUTURE REFERENCE AND ALSO EMAIL A COPY OF THE RECEIPT TO QIP@IITK.AC.IN

Enter Your Details


Individual Organisation / Corporate

Name * _____ **Date of Birth *** [dd/mm/yyyy] 

Mobile No * _____ **Email ID :** _____

On successful completion of payment, you will receive the transaction reference number on this mobile number *On successful completion of payment, you will receive the transaction reference number on this email ID*

I have read and agreed to the [Terms & Conditions](#)

Enter the text as shown in the image * _____ 

Select one of the Captcha options *

Image Captcha Audio Captcha

Back **Reset** **Next**

<https://www.onlinesbi.sbi/sbicollect/icollecthome.htm> (<https://www.onlinesbi.sbi/sbicollect/icollecthome.htm>)